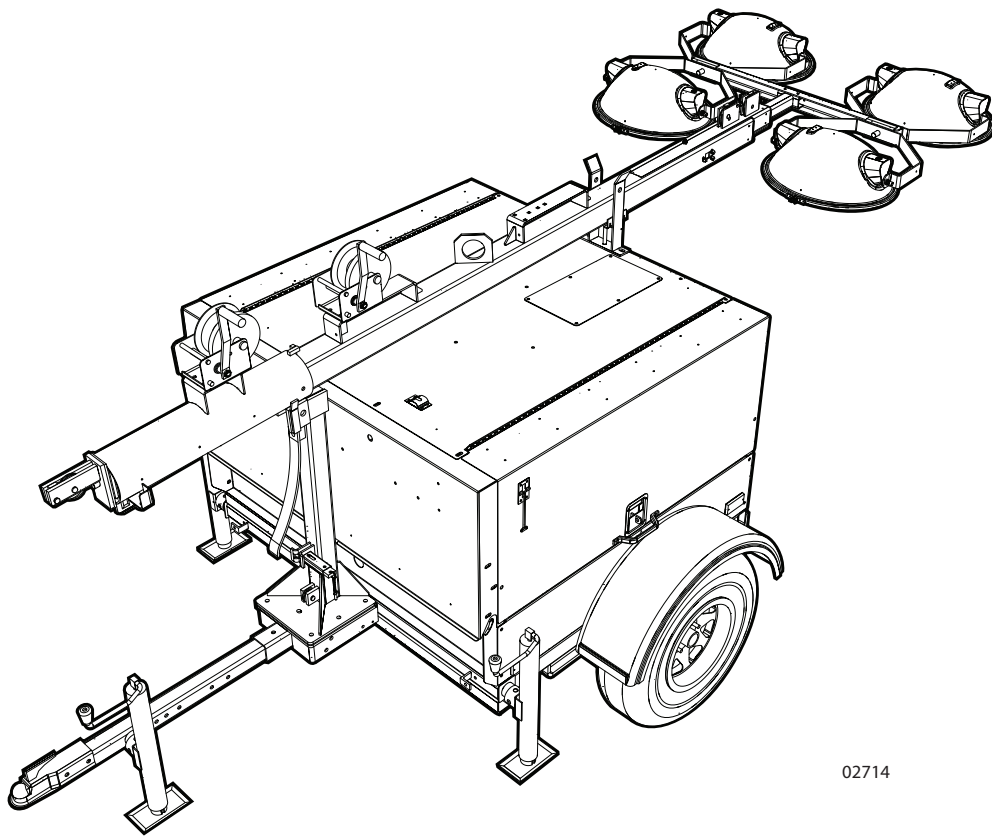


MLT5060M • MLT5060K

Diesel Light Tower Parts Manual



02714

MODEL NUMBER: _____

SERIAL NUMBER: _____

DATE PURCHASED: _____

SAVE THIS MANUAL FOR FUTURE REFERENCE

 **WARNING**

CANCER AND REPRODUCTIVE HARM

www.P65Warnings.ca.gov.

(000393a)

 **WARNING**

Breathing diesel engine exhaust exposes you to chemicals known to the State of California to cause cancer and birth defects or other reproductive harm.

- Always start and operate the engine in a well-ventilated area.
- If in an enclosed area, vent the exhaust to the outside.
- Do not modify or tamper with the exhaust system.
- Do not idle the engine except as necessary.

For more information go to

www.P65Warnings.ca.gov/diesel. (000394)

Introduction

This parts manual was prepared based on the information available at the time of publication and is subject to change without notice. Generac Mobile Products reserves the right to change parts at any time. To check whether a revised parts manual is available, contact Generac Mobile Products.

DO NOT MODIFY or use this equipment for any application other than which it was designed for. To keep your equipment fully operational, it is suggested you maintain a stock of commonly used maintenance or service parts. A recommended spare parts list can be found in the back of this manual. To order service parts, please go to www.generacmobileproducts.com or call Generac Mobile Products.



WARNING

Consult Manual. Read and understand manual completely before using product. Failure to completely understand manual and product could result in death or serious injury. (000100a)

WARNING

Environmental Hazard. Always recycle batteries at an official recycling center in accordance with all local laws and regulations. Failure to do so could result in environmental damage, death or serious injury. (000228)

GENERAC MOBILE PRODUCTS LLC

215 Power Drive • Berlin, WI 54923 U.S.A.

Phone: 920-361-4442

FAX: 920-361-4416

Toll Free: 1-800-926-9768

www.generacmobileproducts.com

For technical or parts QUESTIONS, contact Generac Mobile Products Technical Service at 1-800-926-9768.

Engine Make: _____

Engine Serial Number: _____

Engine Model Number: _____

This Page Intentionally Left Blank

Table of Contents

Introduction	iii
Parts Manual Instructions	1
Unit Decals - Exterior Left	2
Unit Decals - Exterior Right	4
Unit Decals - Right Side Interior	6
Unit Decals - Left Side Interior	8
Mast, Junction Box and Lights to Unit	10
Light Assembly - 1000-1050 Watt	12
Light Assembly - 1100 Watt	14
Mast Junction Box Assembly	16
Mast Assembly	18
Roof and Doors to Unit	20
Front, Rear and Side Panels to Unit	22
Control Box to Unit	24
Control Box Assembly	26
Control Panel Assembly	28
Control Box Assembly - PowerZone (If Equipped)	30
Control Panel Assembly - PowerZone (If Equipped)	32
Cooling System Assembly	34
Engine and Generator to Unit	36
Engine Assembly - Mitsubishi Left Side	38
Engine Assembly - Mitsubishi Right Side	40
Engine Assembly - Kubota Left Side	42
Engine Assembly - Kubota Right Side	44
Generator Assembly	46
Fuel Tank and Ballast Boxes to Unit	48
Trailer Assembly	50
Trailer Options	52
Axle Assembly	54
Recommended Spare Parts - Engine and Service Kits - Mitsubishi	56
Recommended Spare Parts - Engine and Service Kits - Kubota	58
Recommended Spare Parts - Electrical	60
Recommended Spare Parts - Misc	62

This Page Intentionally Left Blank

Parts Manual Instructions

Product illustrations are only representations. Products supplied may vary from the illustrations in this parts manual. Parts not shown in the illustration are indicated by a double dash (--) in the item column.

Please be prepared to provide the following information when ordering replacement parts: model number, serial number (on unit serial tag), part number, purchase order number (if applicable), shipping address, shipping method.

Refer to the illustration below to locate the unit ID tag and Vehicle Identification Number (VIN) tag on the unit. Important information, such as the unit serial number, model number, VIN and tire loading information are found on these tags. Record the information from these tags so it is available if the tags are lost or damaged. When ordering parts or requesting assistance, you may be asked to provide this information.

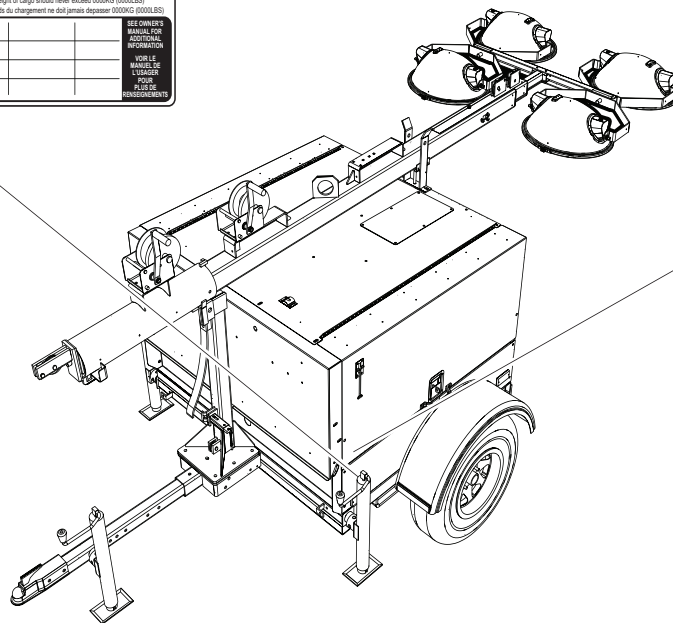
VIN Tag

MANUFACTURED BY/FABRIQUE PAR: Generac Mobile Products LLC		DATE: 000000	TIRE AND LOADING INFORMATION RENSEIGNEMENTS SUR LES PNEUS ET LE CHARGEMENT The weight of cargo should never exceed 5000KG (11000LBS). Le poids du chargement ne doit jamais dépasser 5000KG (11000LBS).
GVWR/PNEU: 000KG (000LBS)		COLD INF. PRESS./ PNEUS DE	
GAWR / PNEU	TIRE / PNEU	RIM / JANTE	SEE OWNER'S MANUAL FOR ADDITIONAL INFORMATION VÉRIFIEZ LE MANUEL DE L'USAGER POUR PLUS DE RENSEIGNEMENTS
EACH AXLE			
<small>READ OWNER'S OPERATING MANUAL FOR ALL INFORMATION. PROPERLY MAINTAINED UNDER THE U.S. FEDERAL MOTOR VEHICLE SAFETY STANDARDS PROGRAM AND CANADIAN MOTOR VEHICLE SAFETY REGULATIONS IN RESPECT TO THE DATE OF MANUFACTURE.</small> <small>LES MANUELS D'UTILISATION ET LES MANUELS DE LA SECURITE CANADIENNE DOIVENT ÊTRE CONSULTÉS EN LA MATIÈRE DES RÈGLES D'ÉTIQUETTES ET DES RÈGLES D'ÉTIQUETTES EN FRANÇAIS.</small>		MODEL: XXX000	
VIN/NUM. 000000000000000000		TYPE: TRAILER	

Unit ID Tag

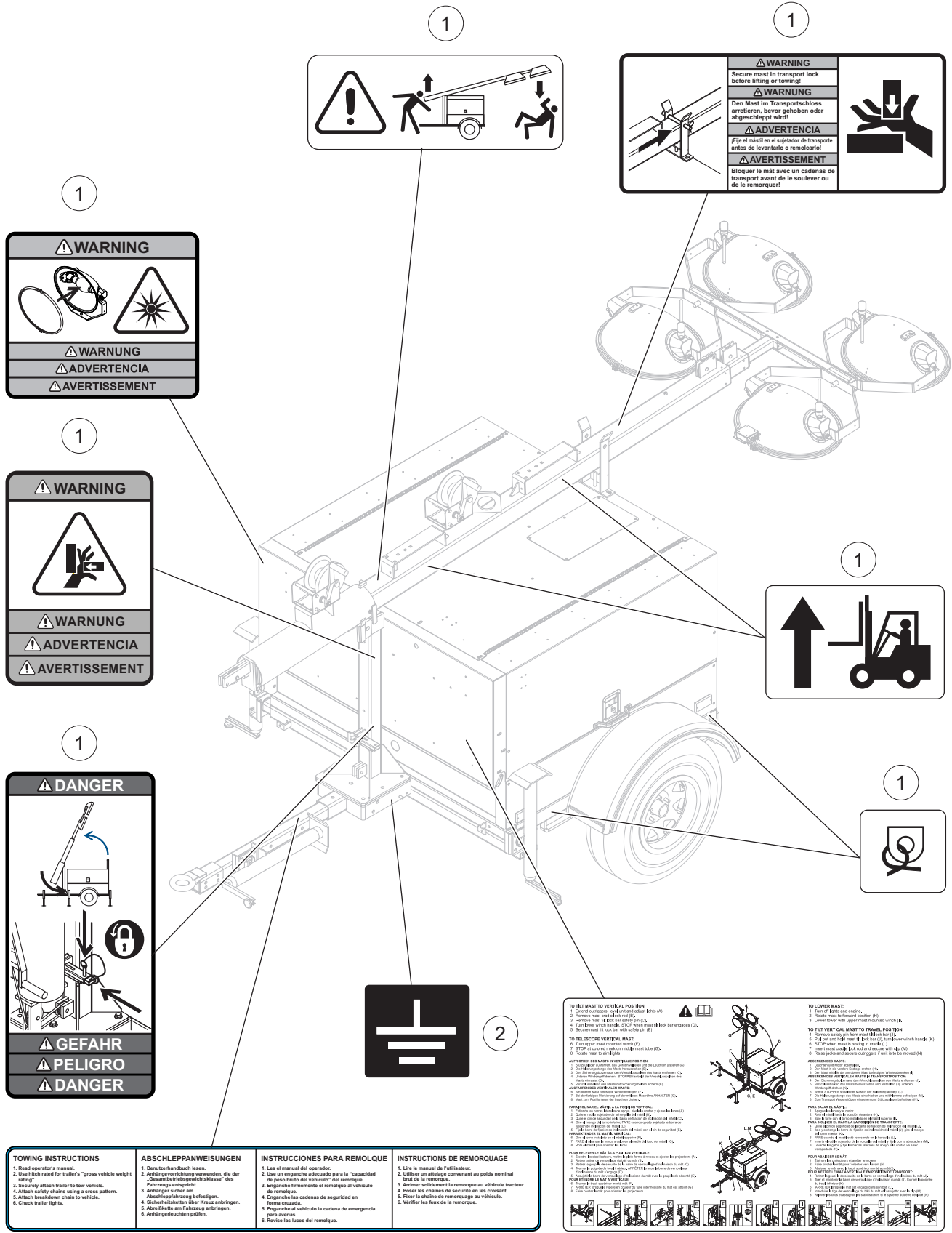
Located on inside of front panel

Manufactured by Generac Mobile Products LLC			
(800) 361-4442	(800) 926-8788		
Country of Origin	Model	Serial Number	
<input type="text"/>	<input type="text"/>	<input type="text"/>	
Manufacturing Code	Weight (Kilograms)	RPM/Frequency	
<input type="text"/>	<input type="text"/>	<input type="text"/>	
1 ph. 1.0PF	3 ph. 95F	3 ph. 1.0PF	Rating
<input type="text"/>	<input type="text"/>	<input type="text"/>	<input type="text"/>
KW			Ins. Class
KVA			<input type="text"/>
V			
A			
<small>WE WARRANT OUR GENERATOR AND INVERTER TO BE FREE FROM DEFECTS IN MATERIAL AND WORKMANSHIP UNDER NORMAL OPERATING CONDITIONS FOR THE LIFE OF THE GENERATOR AND INVERTER.</small>			
Form 001208			



01502

UNIT DECALS - EXTERIOR LEFT



1

⚠ WARNING

⚠ WARNING
⚠ ADVERTENCIA
⚠ AVERTISSEMENT

1

⚠ WARNING

⚠ WARNING
⚠ ADVERTENCIA
⚠ AVERTISSEMENT

1

⚠ DANGER

⚠ GEFAHR
⚠ PELIGRO
⚠ DANGER

2

⚠

1

⚠ WARNING
Secure mast in transport lock before lifting or towing!

⚠ WARNUNG
Den Mast im Transportschloss arretieren, bevor gehoben oder abgeschleppt wird!

⚠ ADVERTENCIA
Fije el mástil en el sujetador de transporte antes de levantarlo o remolcarlo!

⚠ AVERTISSEMENT
Bloquer le mât avec un cadenas de transport avant de le soulever ou de le remorquer!

⚠

1

↑

⚠

1

⚠

<p>TOWING INSTRUCTIONS</p> <ol style="list-style-type: none"> 1. Read operator's manual. 2. Use hitch rated for trailer's "gross vehicle weight rating". 3. Securely attach trailer to tow vehicle. 4. Attach safety chains using a cross pattern. 5. Attach breakdown chain to vehicle. 6. Check trailer lights. 	<p>ABSCHLEPPANWEISUNGEN</p> <ol style="list-style-type: none"> 1. Benutzerohandbuch lesen. 2. Anhängerverbindungen verwenden, die der „Gesamtbetriebsgewichtsklasse“ des Fahrzeuges entsprechen. 3. Anhänger sicher am Abschleppfahrzeug befestigen. 4. Sicherheitsketten über Kreuz anbringen. 5. Anfallskette am Fahrzeug anbringen. 6. Anhängerleuchten prüfen. 	<p>INSTRUCCIONES PARA REMOLQUE</p> <ol style="list-style-type: none"> 1. Lea el manual del operador. 2. Use un enganche adecuado para la "capacidad de peso bruto del vehículo" del remolque. 3. Enganche firmemente el remolque al vehículo. 4. Enganche las cadenas de seguridad en forma cruzada. 5. Enganche al vehículo la cadena de emergencia para averías. 6. Revise las luces del remolque. 	<p>INSTRUCTIONS DE REMORQUAGE</p> <ol style="list-style-type: none"> 1. Lisez le manuel de l'utilisateur. 2. Utilisez un attelage correspondant au poids nominal brut de la remorque. 3. Attachez solidement la remorque au véhicule tracteur. 4. Posez les chaînes de sécurité en les croisant. 5. Fixez la chaîne de remorque au véhicule. 6. Vérifiez les feux de la remorque.
--	---	---	--

TO TILT MAST TO VERTICAL POSITION:

1. Check all warning labels for correct limits (AL).
2. Do not over-rotate. Avoid full 90-degree turns (AL).
3. Release mast lock (AL).
4. Rotate mast to 90° (AL).
5. Do not touch mast (AL).
6. Do not touch mast (AL).
7. Do not touch mast (AL).
8. Do not touch mast (AL).
9. Do not touch mast (AL).
10. Do not touch mast (AL).
11. Do not touch mast (AL).
12. Do not touch mast (AL).
13. Do not touch mast (AL).
14. Do not touch mast (AL).
15. Do not touch mast (AL).
16. Do not touch mast (AL).
17. Do not touch mast (AL).
18. Do not touch mast (AL).
19. Do not touch mast (AL).
20. Do not touch mast (AL).

TO TELESCOPE VERTICAL MAST:

1. Do not touch mast (AL).
2. Do not touch mast (AL).
3. Do not touch mast (AL).
4. Do not touch mast (AL).
5. Do not touch mast (AL).
6. Do not touch mast (AL).
7. Do not touch mast (AL).
8. Do not touch mast (AL).
9. Do not touch mast (AL).
10. Do not touch mast (AL).
11. Do not touch mast (AL).
12. Do not touch mast (AL).
13. Do not touch mast (AL).
14. Do not touch mast (AL).
15. Do not touch mast (AL).
16. Do not touch mast (AL).
17. Do not touch mast (AL).
18. Do not touch mast (AL).
19. Do not touch mast (AL).
20. Do not touch mast (AL).

TO LOWER MAST:

1. Turn off engine.
2. Release mast lock (AL).
3. Rotate mast to forward position (AL).
4. Lower mast with upper mast retractor (AL).
5. Do not touch mast (AL).
6. Do not touch mast (AL).
7. Do not touch mast (AL).
8. Do not touch mast (AL).
9. Do not touch mast (AL).
10. Do not touch mast (AL).
11. Do not touch mast (AL).
12. Do not touch mast (AL).
13. Do not touch mast (AL).
14. Do not touch mast (AL).
15. Do not touch mast (AL).
16. Do not touch mast (AL).
17. Do not touch mast (AL).
18. Do not touch mast (AL).
19. Do not touch mast (AL).
20. Do not touch mast (AL).

TO TILT VERTICAL MAST TO TRAVEL POSITION:

1. Do not touch mast (AL).
2. Do not touch mast (AL).
3. Do not touch mast (AL).
4. Do not touch mast (AL).
5. Do not touch mast (AL).
6. Do not touch mast (AL).
7. Do not touch mast (AL).
8. Do not touch mast (AL).
9. Do not touch mast (AL).
10. Do not touch mast (AL).
11. Do not touch mast (AL).
12. Do not touch mast (AL).
13. Do not touch mast (AL).
14. Do not touch mast (AL).
15. Do not touch mast (AL).
16. Do not touch mast (AL).
17. Do not touch mast (AL).
18. Do not touch mast (AL).
19. Do not touch mast (AL).
20. Do not touch mast (AL).

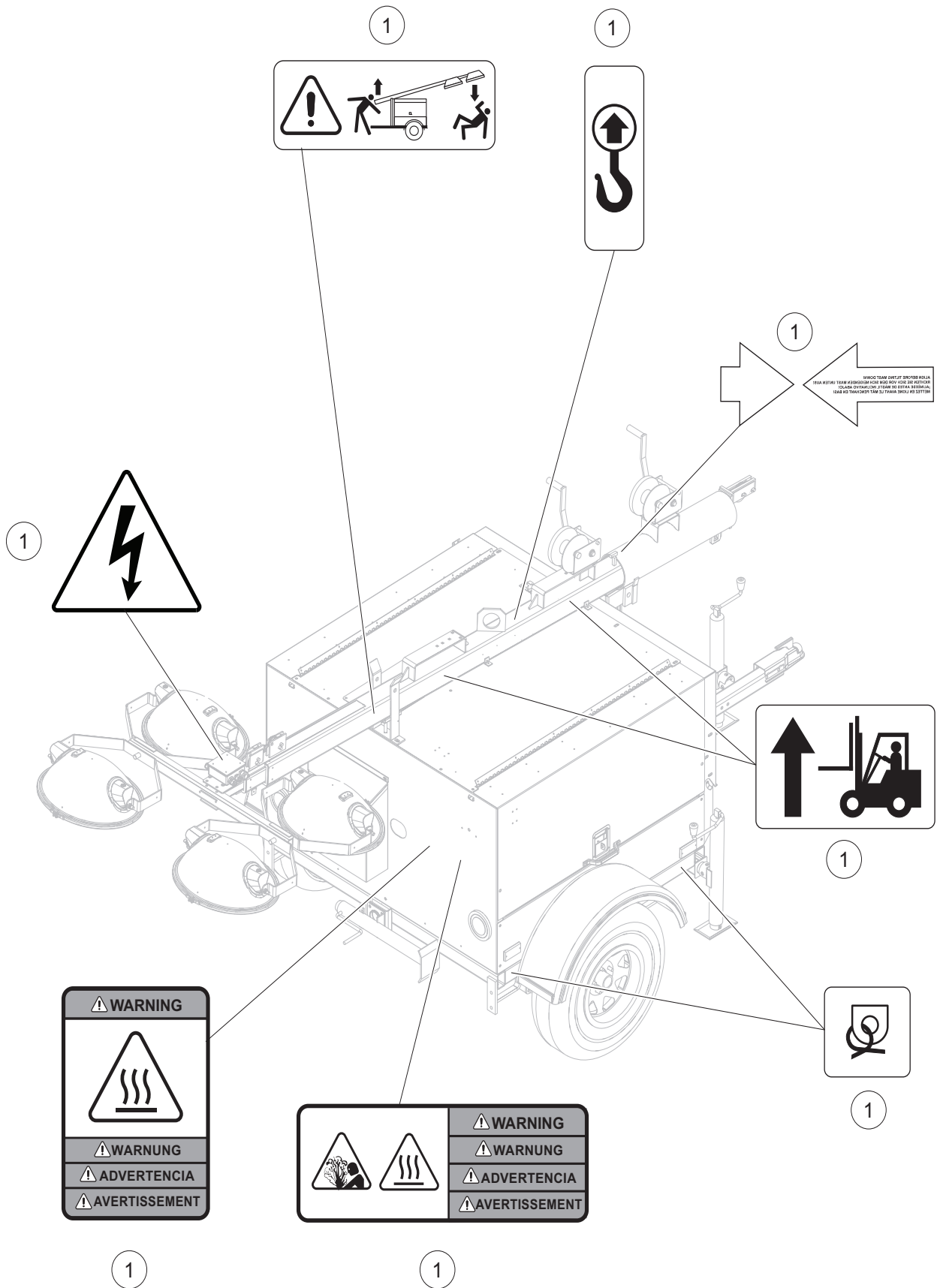
POINT-AND-READ:

1. Do not touch mast (AL).
2. Do not touch mast (AL).
3. Do not touch mast (AL).
4. Do not touch mast (AL).
5. Do not touch mast (AL).
6. Do not touch mast (AL).
7. Do not touch mast (AL).
8. Do not touch mast (AL).
9. Do not touch mast (AL).
10. Do not touch mast (AL).
11. Do not touch mast (AL).
12. Do not touch mast (AL).
13. Do not touch mast (AL).
14. Do not touch mast (AL).
15. Do not touch mast (AL).
16. Do not touch mast (AL).
17. Do not touch mast (AL).
18. Do not touch mast (AL).
19. Do not touch mast (AL).
20. Do not touch mast (AL).

UNIT DECALS - EXTERIOR LEFT

Item	Part No.	Qty	Description	Notes
1	12141	1	Decal set, safety	
2	12142	1	Decal, ground	
3	10514	1	Decal, MLT set-up	

UNIT DECALS - EXTERIOR RIGHT

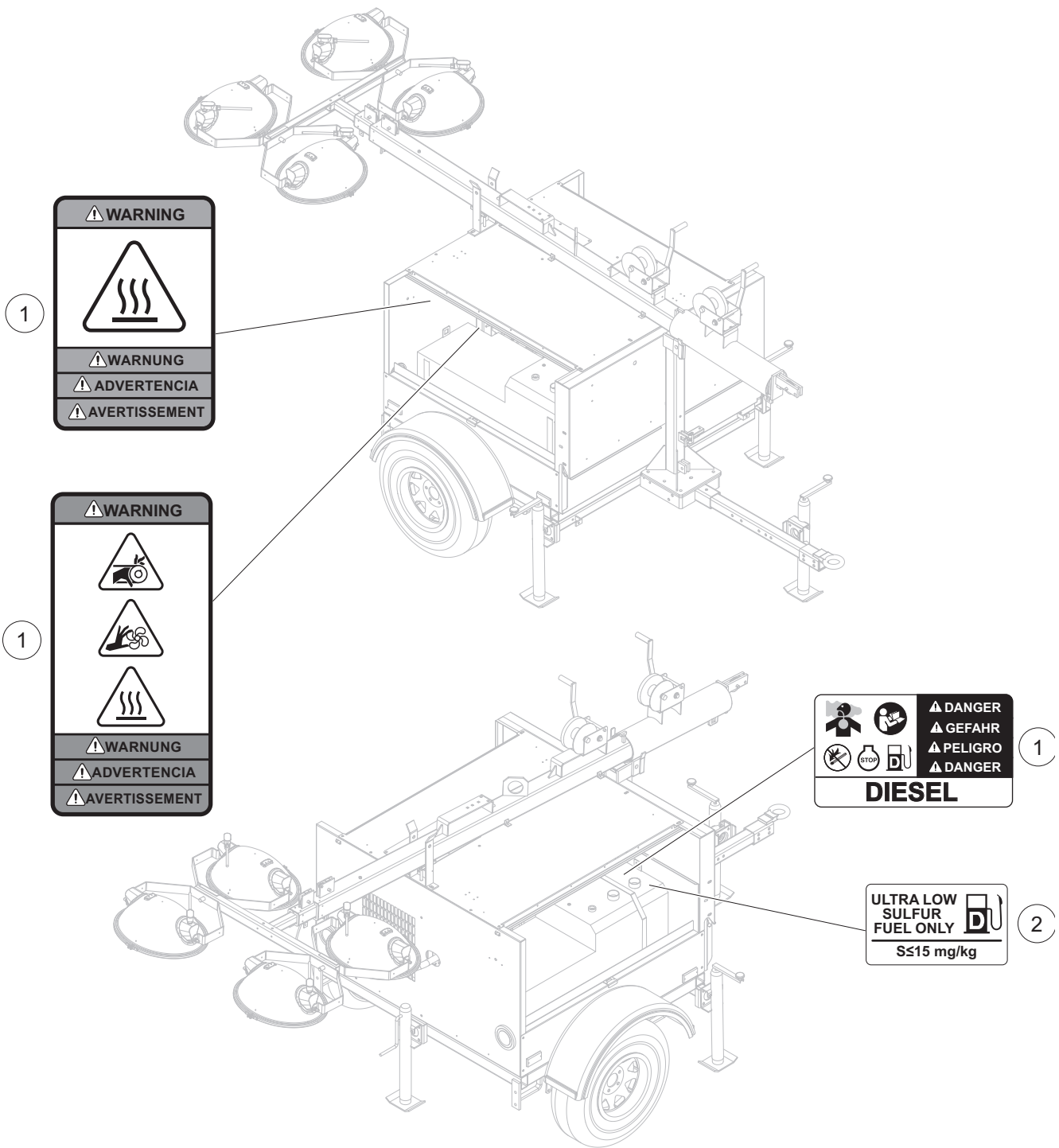


01513

UNIT DECALS - EXTERIOR RIGHT

Item	Part No.	Qty	Description	Notes
1	12141	1	Decal set, safety	

UNIT DECALS - RIGHT SIDE INTERIOR



01515

UNIT DECALS - RIGHT SIDE INTERIOR

Item	Part No.	Qty	Description	Notes
1	12141	1	Decal set, safety	
2	27433	1	Decal, low sulfur	

UNIT DECALS - LEFT SIDE INTERIOR

1

! WARNING




! WARNING
! ADVERTENCIA
! AVERTISSEMENT

1




1


! WARNING






! WARNING
! ADVERTENCIA
! AVERTISSEMENT

1



2














Next to ground stud

3


NOTICE

REPLACE ENGINE OIL
FILTER AFTER INITIAL
50 HOUR BREAK-IN
WITH FILTER PART
NUMBER: 10000014392

1

ENGINE OPERATION / MOTORBETRIEB / FUNCIONAMIENTO DEL MOTOR / FONCTIONNEMENT DU MOTEUR:		SHUT DOWN / AUSSCHALTEN APAGUE / ÉTEINDRE	
<p>1</p>  <p>TURN MAIN BREAKER OFF</p>	<p>2</p>  <p>TURN MAIN BREAKER OFF</p>	<p>1</p>  <p>GLOW PLUG OFF</p>	<p>1</p>  <p>GLOW PLUG OFF</p>
<p>2</p>  <p>TURN MAIN BREAKER OFF</p>	<p>2</p>  <p>TURN MAIN BREAKER OFF</p>	<p>2</p>  <p>GLOW PLUG OFF</p>	<p>2</p>  <p>GLOW PLUG OFF</p>
<p>3</p>  <p>TURN MAIN BREAKER OFF</p>		<p>3</p>  <p>GLOW PLUG OFF</p>	
<p>PUSH TO RESET</p> <p>DRÜCKE HINAUS / RESTART</p> <p>POUSSEZ POUR REARMER</p>		<p>15 MIN</p>  <p>GLOW PLUG OFF</p>	

1

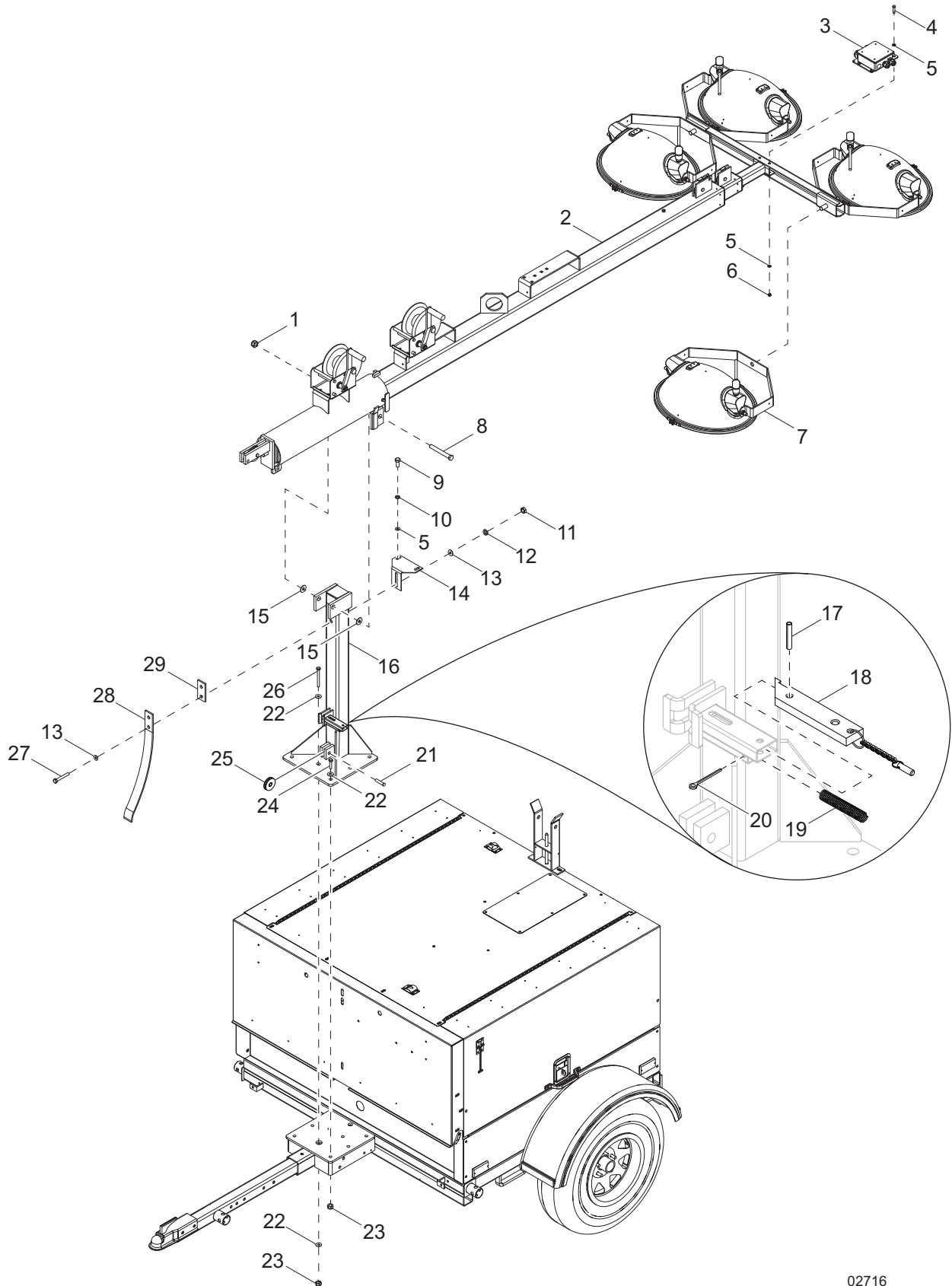


01514

UNIT DECALS - LEFT SIDE INTERIOR

Item	Part No.	Qty	Description	Notes
1	12141	1	Decal set, safety	
2	12142	1	Decal, ground	
3	10000014196	1	Decal, 50 hour oil filter	

MAST, JUNCTION BOX AND LIGHTS TO UNIT



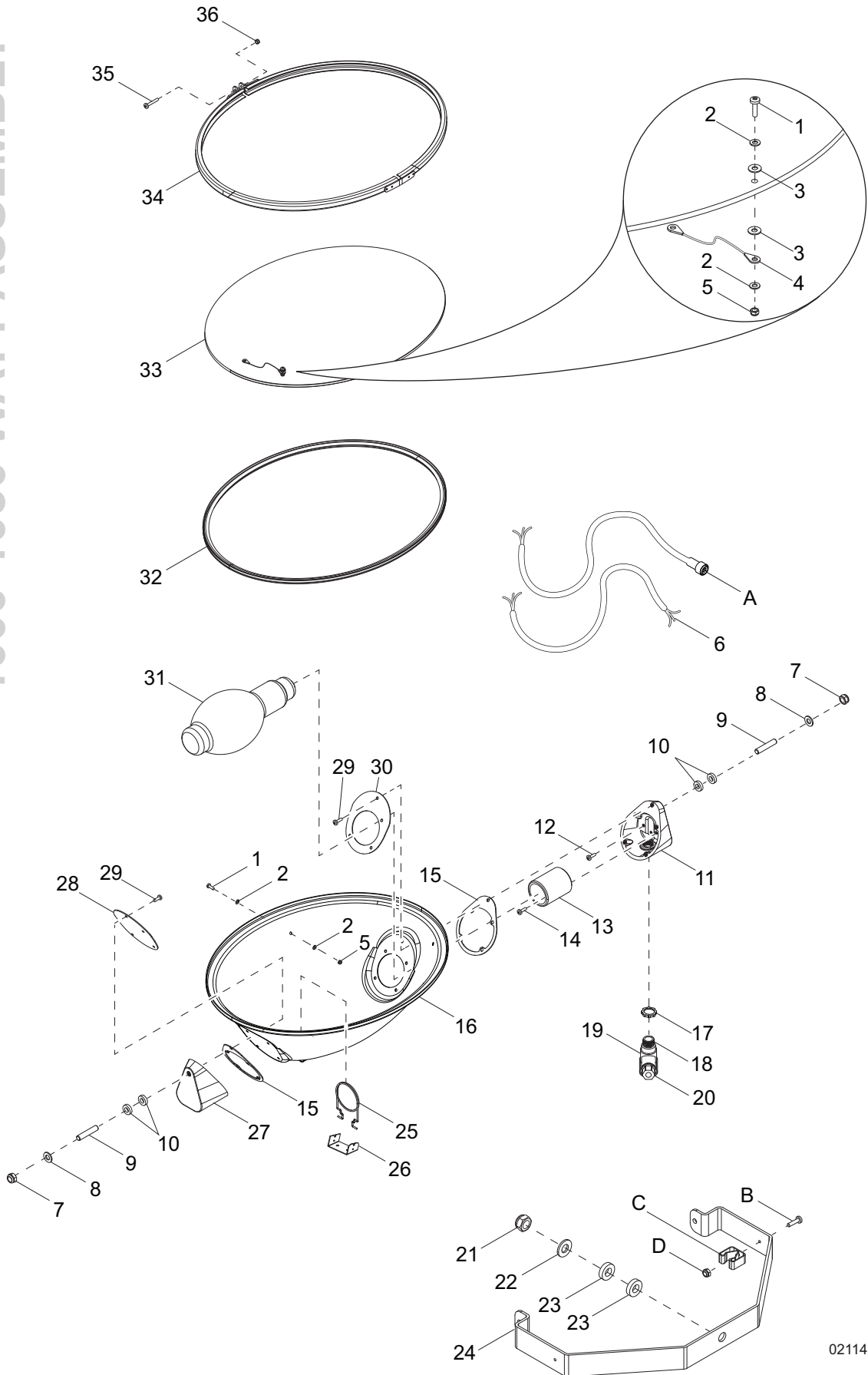
02716

MAST, JUNCTION BOX AND LIGHTS TO UNIT

Item	Part No.	Qty	Description	Notes
1	60584	1	Nut, .750-10 nylock, G5	
2	13536	1	Assembly, mast	
3	Page 14	1	Assembly, mast junction box	
4	60753	2	Screw, .375-16 x 3.5 standard hex, G5	
5	60698	6	Washer, .375 flat .875/.040, SS	
6	60358	2	Nut, .375-16 nylock, G5	
7	Page 12	4	Assembly, light	
8	15292	1	Screw, .750-10 x 6.5 standard hex, SS	
9	60690	2	Screw, .375-16 x 1.0 standard hex, SS	
10	60703	2	Washer, .375 split lock, SS	
11	14229	2	Nut, .500-13 hex, G2	
12	60702	2	Washer, .500 split lock, SS	
13	60699	4	Washer, .500 flat 1.070/.080, SS	
14	14459B	1	Bracket, door adjustment	
15	60744	2	Washer, .750 flat 1.25/.060	
16	13700B	1	Weldment, mast post	
17	15165	1	Pin, roll - .250 x 1.25 plain	
18	11215	1	Assembly, latch bar	
19	14275	1	Spring, compression - .60 OD x 2.75 x .054	
20	15380	2	Pin, cotter - .125 x 1.25	
21	14234	1	Pin, clevis - .500 diameter x 2.0	
22	60309	10	Washer, .500 flat 1.060/.090	
23	62221	8	Nut, .500-13 nylock, G5	
24	60683	6	Screw, .500-13 x 1.5 standard hex, SS	
25	14261	1	Sheave - 2 in	
26	60659	2	Screw, .500 - 13 x 5.0 standard hex, G5	
27	60732	2	Screw, .500 - 13 x 5.5 standard hex, SS	
28	14845B	1	Spring, kickback - 50 #	
29	11554Z	1	Spacer plate - kick-back spring	

LIGHT ASSEMBLY - 1000-1050 WATT

1000-1050 WATT ASSEMBLY



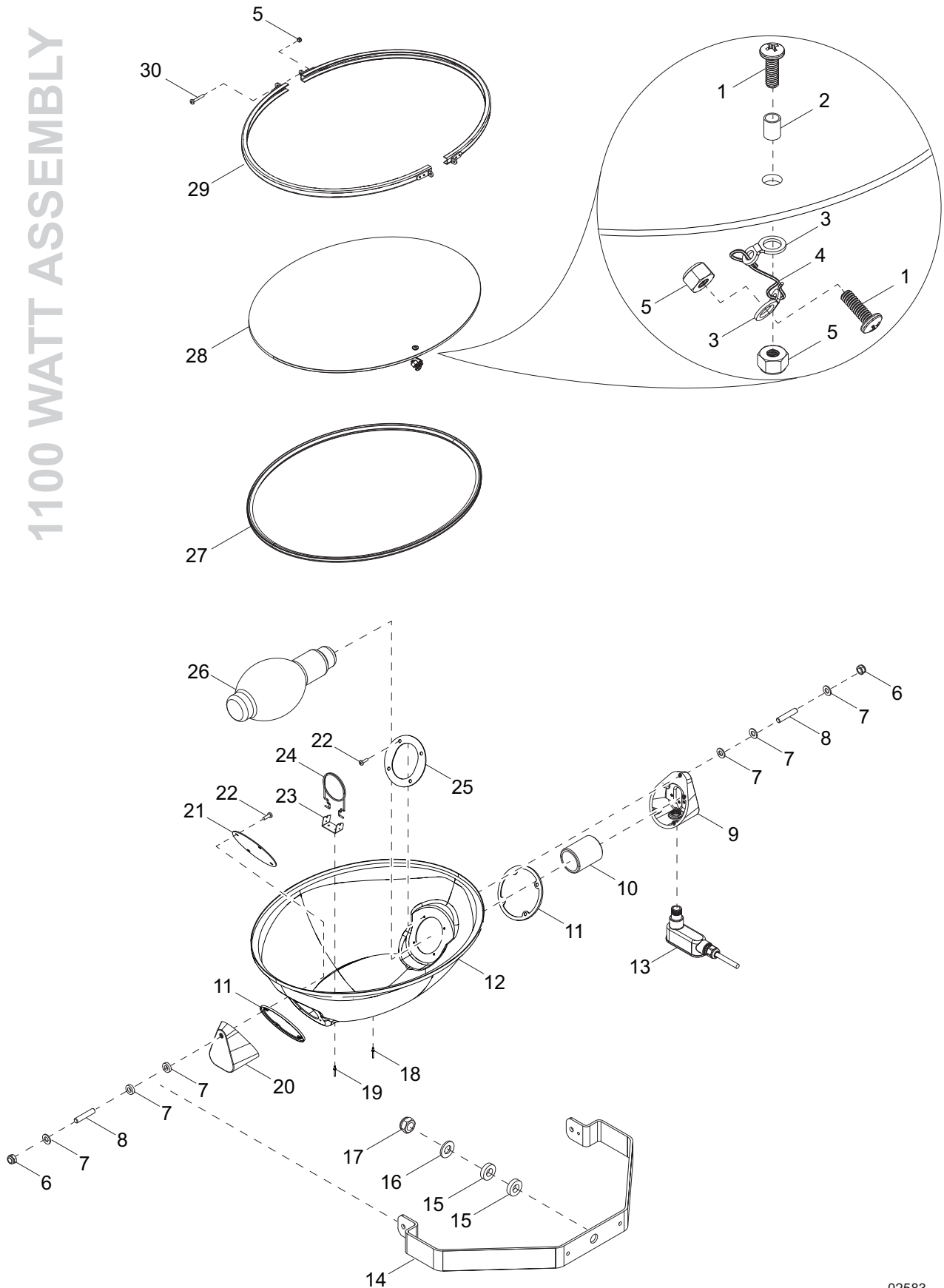
02114

LIGHT ASSEMBLY - 1000-1050 WATT

Item	Part No.	Qty	Description	Notes
1	13399	2	Screw, M4 x 18 pan Phillips	
2	60067	4	Washer, #10 flat .435/.060, SS	
3	13372	2	Washer, #4 nylon	
4	13370	1	Assembly, tether	
5	60051	2	Nut, M4-.70 nylock, G8.8	
6	13438	1	Cord, power hard wired	
7	62221	2	Nut, .500-13 nylock, G5	
8	60309	2	Washer, .500 flat 1.060/.090	
9	13392	2	Stud, trunnion	
10	13390	4	Washer, .500 nylon	
11	13375	1	Support, housing/trunnion w/cord	
12	13393	1	Screw, M5 x 12 Phillips - green	
13	13381	1	Socket, bulb	
14	60694	2	Screw, 8-32 x .750 pan Phillips, SS	
15	13378	2	Gasket, silicone	
16	13366	1	Housing	
17	15861	1	Nut, special, .500NPT lock	
18	13386	1	Fitting, nipple - .500	
19	13387	1	Connector, weather-tight	
20	15864	1	Strain relief, .500NPT watertight, .270/.464 ID	
21	60584	1	Nut, .750-10 nylock, G5	
22	60247	1	Washer, .750 flat 2.020/.130	
23	63357	2	Washer, .750 flat 2.0/.062, plastic	
24	13368	1	Trunnion	
25	13892	1	Support, bulb	
26	10000022390	1	Bracket, light holder	
27	13374	1	Support, housing/trunnion without cord	
28	13377	1	Bracket, end plate	
29	13388	10	Screw, M5x12 slotted hex with flange	
30	13376	1	Bracket, socket end plate	
31	10000022381	1	Bulb, metal halide 1100W	
32	10000022305	1	Gasket, lens oval	
33	13369	1	Lens, glass oval	
34	13367	1	Assembly, aluminum ring	
35	60167	1	Screw, M5-.80 x 35 pan Phillips, G4.8	
36	60038	1	Nut, M5-.80 nylock	
--	10000008620	4	Assembly, light fixture - 1050W non-quick disconnect	Items 1-35
<i>Quick Disconnect: (if equipped)</i>				
A	13383	1	Cord, power quick disconnect	Replaces item 6
B	60398	1	Screw, 10-32 x .500 pan Phillips, SS	
C	19041	1	Clip, spring holder	
D	60061	1	Nut, 10-32 nylock, G5	
--	10000008612	4	Assembly, light fixture/QD cord clip	

LIGHT ASSEMBLY - 1100 WATT

1100 WATT ASSEMBLY

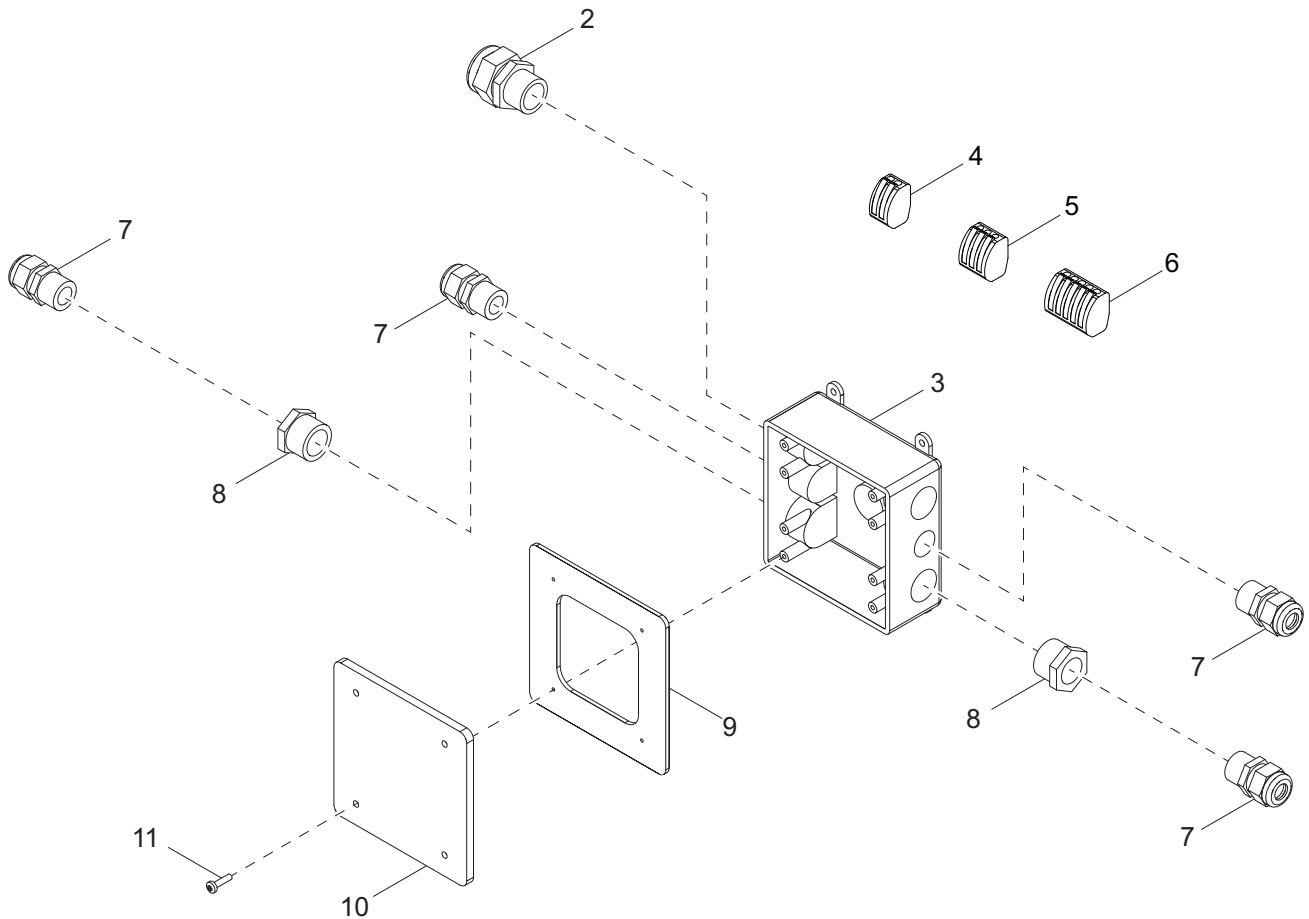
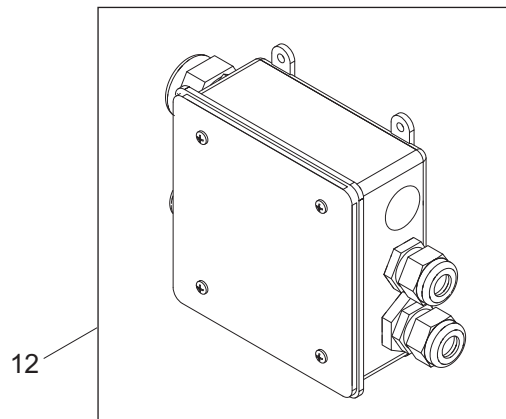
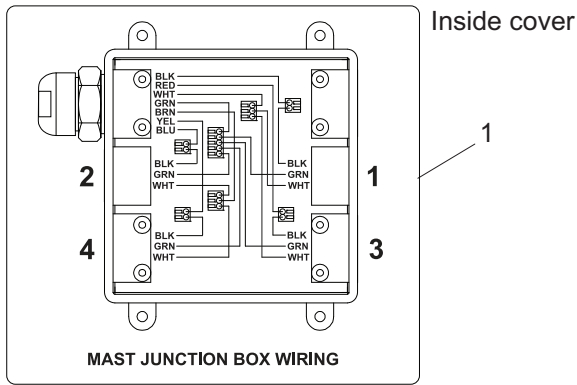


02583

LIGHT ASSEMBLY - 1100 WATT

Item	Part No.	Qty	Description	Notes
1	13399	2	Screw, M4 x 18 pan Phillips	
2	10000022307	1	Spacer, .177 ID x .216 OD x .275 - nylon	
3	10000022348	2	Bracket, cable lock	
4	10000022306	1	Cable, lens lock	
5	60270	4	Nut, 8-32 hex nylock, G6	
6	60358	2	Nut, .375-16 hex nylock, G5	
7	60027	6	Washer, M10 flat	
8	10000022401	2	Stud, .375-24 x 2.00	
9	10000022356	1	Support, with cord	
10	13381	1	Socket, HID light	
11	10000022355	2	Gasket, silicone	
12	10000022370	1	Housing	
13	10000022392	1	Connector, weather tight	
14	10000022410	1	Bracket, trunnion HID light	
15	63357	2	Washer, .750 flat 2.0/.062 plastic	
16	60247	1	Washer, .750 flat 2.020/.130	
17	60584	1	Nut, .750-10 nylock, G5	
18	10000022383	2	Rivet, .134 diameter x .09 to .125 grip - SS	
19	10000022420	2	Rivet, .094 diameter x .09 to .240 grip - SS	
20	10000022354	1	Support, without cord	
21	10000022329	1	Bracket, non socket end	
22	13388	8	Screw, M5 x 12 slotted hex w/flange	
23	10000022390	1	Bracket, light holder	
24	13892	1	Support, bulb	
25	10000022357	1	Bracket, socket end	
26	10000022381	1	Bulb, metal halide 1100W	
27	10000022305	1	Gasket, lens	
28	10000022371	1	Lens, glass	
29	10000022400	2	Bracket, lens HSG secure	
30	10000022359	2	Screw, 8-32 x 1.500 pan Phillips - SS	
--	10000022353	4	Assembly, oval light fixture 1100W MH	

MAST JUNCTION BOX ASSEMBLY

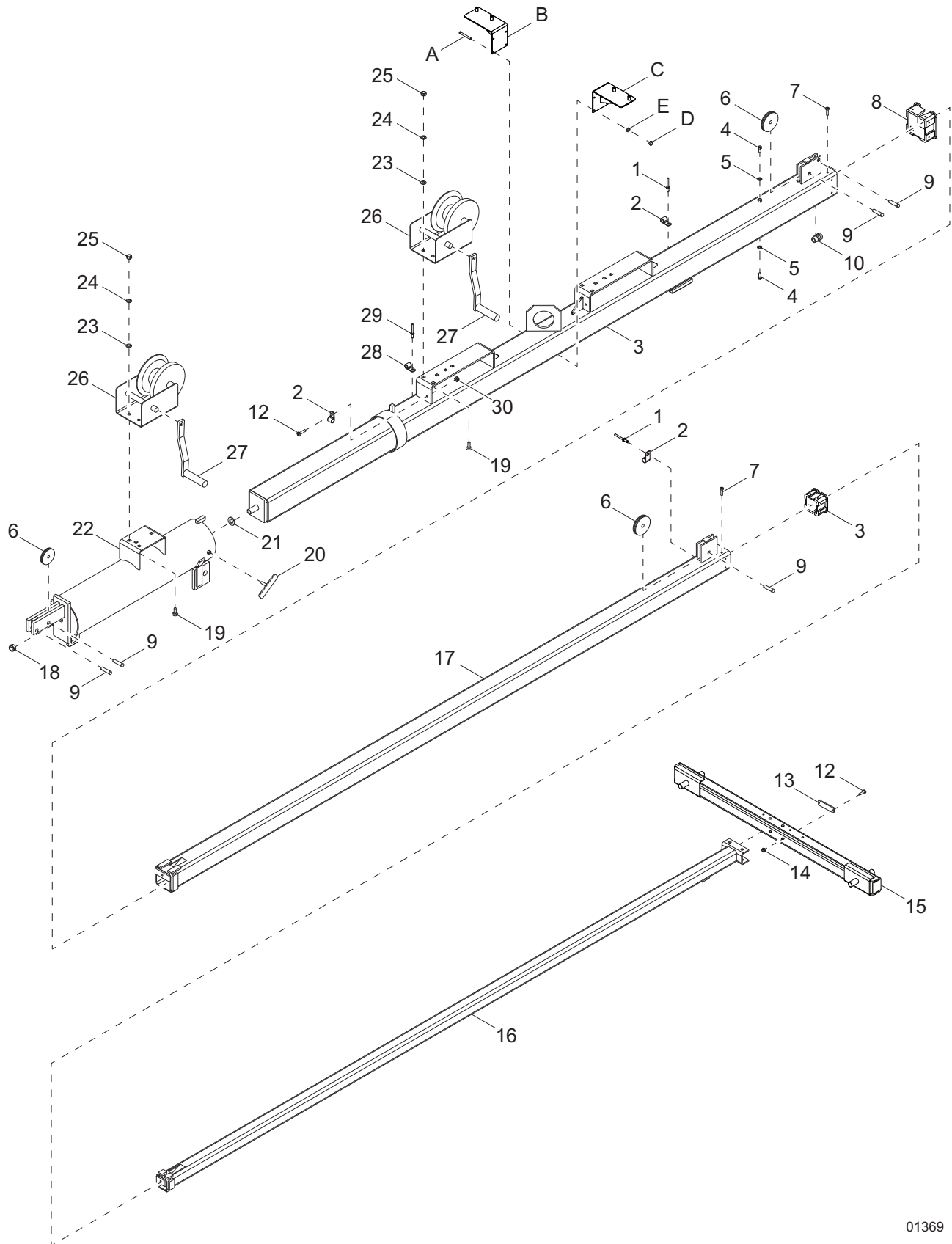


02687

MAST JUNCTION BOX ASSEMBLY

Item	Part No.	Qty	Description	Notes
1	37215	1	Decal, mast junction box wiring	
2	14656	1	Strain relief, .750NPT water tight	
3	12094	1	Box, junction	
4	66100	4	Connector, 2 position.	
5	66101	2	Connector, 3 position.	
6	66102	1	Connector, 5 position.	
7	15864	4	Strain relief, .500NPT water tight	
8	60755	2	Fitting, strt .750MNPT x .500FNPT, nylon	
9	13749SRV	1	Gasket, junction box - HFI 281000	
10	12109	1	Cover, box, 2-gang plastic	
11	60424	4	Screw, 6-32 x .750 pan Phillips, G2	
12	11789SRV	1	Assembly, mast junction box	

MAST ASSEMBLY



01369

MAST ASSEMBLY

Item	Part No.	Qty	Description	Notes
1	60268	2	Rivet, .188 diameter x .126 to .250 grip	
2	16143	3	Clamp, tubing - .500	
3	11933B	1	Weldment, mast - 4.0	
4	60168	2	Screw, .312 x 18 x .750 standard hex, G5	
5	60271	2	Washer, .312 split lock	
6	14262	3	Sheave, 3 in	
7	32569	15	Screw, 8-16 x .375 pan Phillips, SS	
8	13790	1	Shim - 4x4 tube	
9	63325	5	Pin, clevis - .500 diameter x 1.063	
10	14871	1	Strain relief, .500NPT, .500 cord	
11	13789	1	Shim - 3.0 x 3.0 tube	
12	60062	3	Screw, 10-32 x .750 pan Phillips, G2	
13	15829	1	Reflector - red	
14	60061	2	Nut, 10-32 nylock	
15	13527B	1	Weldment, mast crossbar	
16	16257B	1	Weldment, mast - 2.0	
17	11934B	1	Weldment, mast - 3.0	
18	60584	1	Nut, .750-10 nylock, G5	
19	60658	6	Screw, .375-16 x 1.0 carriage, G5	
20	11649Z	1	Weldment, T-bolt	
21	60247	1	Washer, .750 flat 2.020/.130	
22	11902B	1	Weldment, mast tube	
23	60698	6	Washer, .375 flat .875/.040 18-8, SS	
24	60206	6	Washer, .375 split lock	
25	60140	6	Nut, .375-16 hex, G5	
26	16600	2	Winch, manual - 1500 #	Nut included
27	15623	2	Winch handle - 9.0 in	
28	15627	1	Clamp, tubing - .625 heavy-duty	
29	60195	1	Rivet, .188 diameter x .375 to .500 grip, large flange	
30	60415	1	Nut, 10-32 nylock 18-8, SS	
--	15006	1	Cable - .188 in. x 27 ft. steel w/ball swedge	Attaches to item 3
--	14151	1	Cable - .188 in. x 11 ft. steel w/ball swedge	Attaches to item 17
--	14798	1	Cable - .188 in. x 16 ft. steel w/teardrop	Attaches to item 22
--	11954	1	Cord, coil	
--	15002	2	Clip, wire rope - .188, single saddle	
--	15003	1	Thimble, cable - .188	

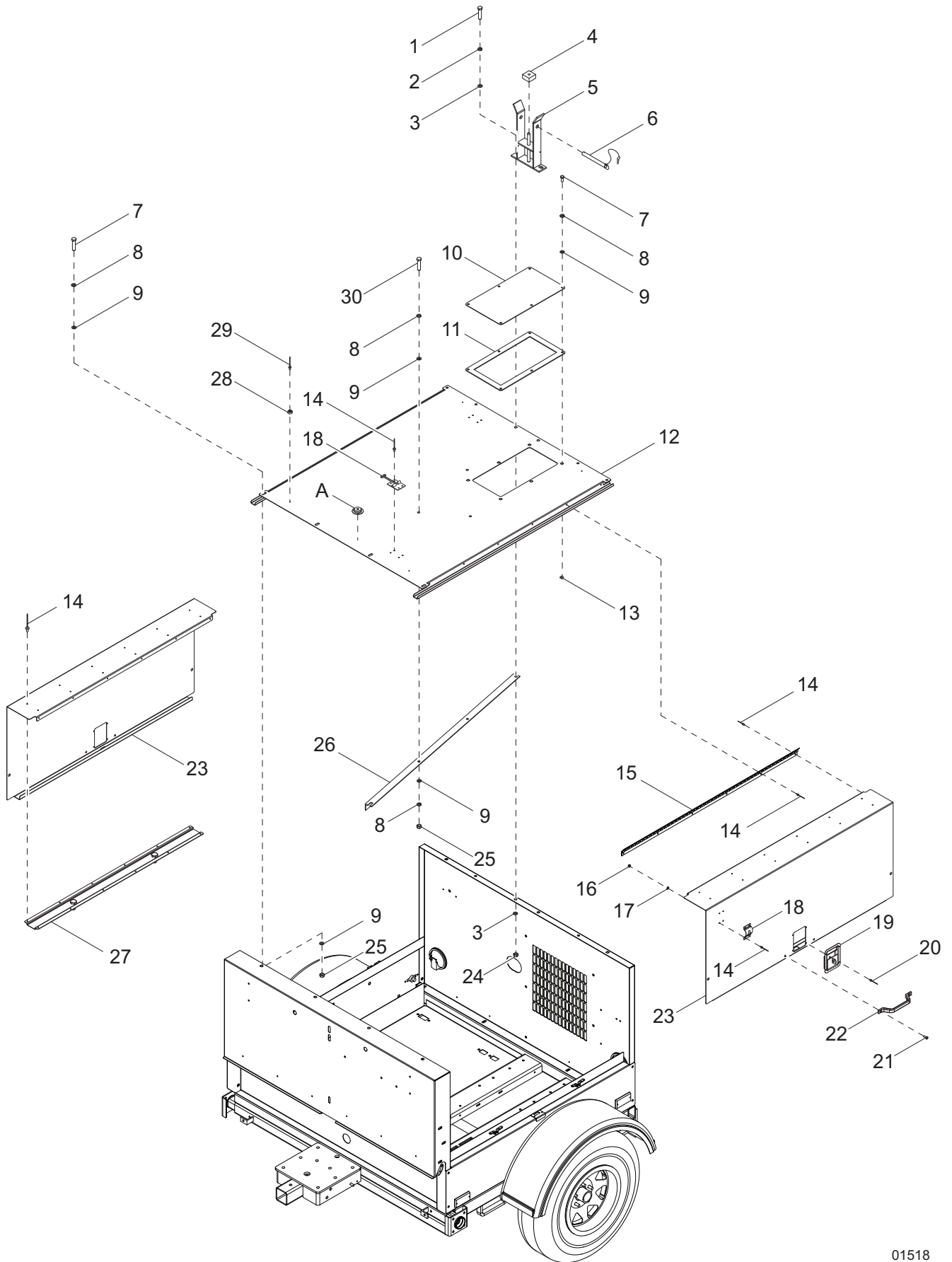
Mast Light Storage: (if equipped)

A	60780	4	Screw, .375-16 x 5.5 standard hex, G5
B	13869B	1	Weldment, oval light storage - RH
C	13870B	1	Weldment, oval light storage - LH
D	60679	4	Nut, .375-16 hex, SS
E	60703	4	Washer, .375 split lock, SS

Quick Disconnect Light: (if equipped)

--	14128	1	Cord, drape - 33 ft	Replaces coil cord
----	-------	---	---------------------	--------------------

ROOF AND DOORS TO UNIT



01518

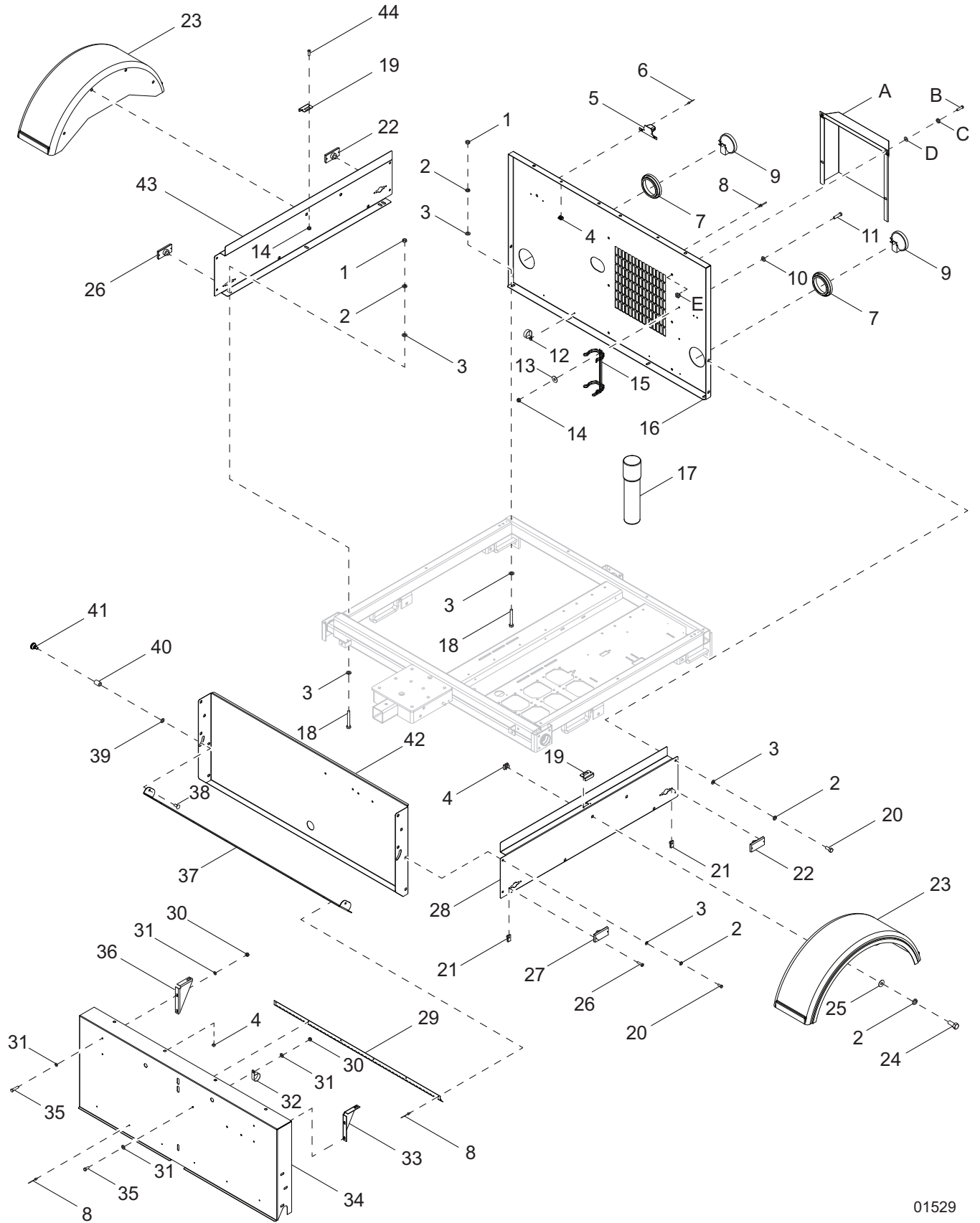
ROOF AND DOORS TO UNIT

Item	Part No.	Qty	Description	Notes
1	60683	2	Screw, .500-13 x 1.50 standard hex, SS	
2	60702	2	Washer, .500 split lock, SS	
3	60699	4	Washer, .500 flat 1.070/.080, SS	
4	11935	1	Pad, rubber	
5	12344ZN	1	Weldment, cradle	
6	16099	1	Assembly, cradle pin	
7	60690	10	Screw, .375-16 x 1.0 standard hex, SS	
8	60703	12	Washer, .375 split lock, SS	
9	60698	18	Washer, .375 flat .875/.040, SS	
10	25333W	1	Panel, back access	
11	12195	1	Gasket, radiator access plate	
12	13643W	1	Panel, top	
13	60657	6	Nut, .375-16 cage, G5	
14	60268	56	Rivet, .188 diameter x .126 to .250 grip	
15	16598	2	Hinge, door - .188 pin, 48.5 in. long	
16	60303	4	Nut, .312-18 nylock	
17	60340	4	Washer, .312 flat .875/.040, SS	
18	12605	2	Door latch SS - T style	
19	15123	2	Latch, paddle, with 7 # spring	
20	60423	8	Rivet, .188 diameter x .250 to .375 grip	
21	60507	2	Screw, .312-18 x 1.0 standard hex, SS	
22	26288	2	Handle, front hood access	
23	13295W	2	Weldment, door	
24	14229	2	Nut, .500-13 hex, G2	
25	60140	6	Nut, .375-16 hex, G5	
26	13704B	1	Angle, roof support	
27	13297B	2	Weldment, light storage channel	
28	15215	4	Bumper, rubber	
29	60267	4	Rivet, .125 diameter x .191 to .270 grip	
30	61036	3	Screw, .375-16 x 1.25 standard hex, SS	

Level Indicator: (if equipped)

A	14433	1	Level, eye	
---	-------	---	------------	--

FRONT, REAR AND SIDE PANELS TO UNIT



01529

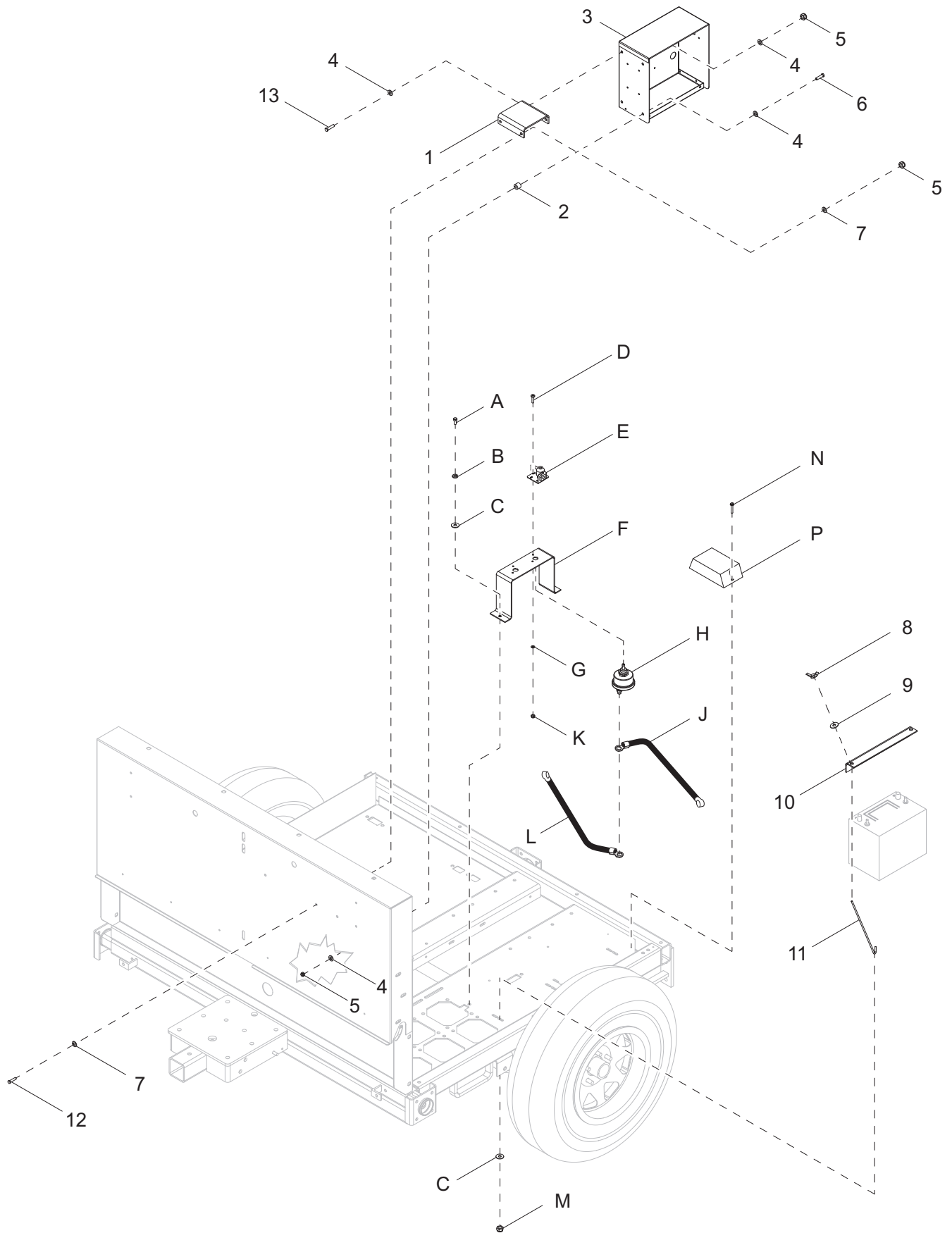
FRONT, REAR AND SIDE PANELS TO UNIT

Item	Part No.	Qty	Description	Notes
1	60140	4	Nut, .375-16 hex, G5	
2	60703	20	Washer, .375 split lock, SS	
3	60698	16	Washer, .375 flat .875/.040	
4	60657	25	Nut, .375-16 cage, G5	
5	10223	1	Assy, license plate light/holder	
6	60423	2	Rivet, .188 diameter x .250 to .375 grip	
7	10221	2	Grommet, rear light, rubber 4.5 in	
8	60268	16	Rivet, .188 diameter x .126 to .250 grip	
9	10219	2	Assembly, rear tail/turn light, 3-wire w/plug	
10	60067	2	Washer, #10 flat .435/.060, SS	
11	61180	2	Screw, 10-32 x .750 pan Phillips, SS	
12	15628	4	Clamp, wire - .38 plastic	
13	60089	2	Washer, .265 fender 1.25/.060	
14	60061	6	Nut, 10-32 nylock	
15	11222	1	Bracket, manual holder	
16	13692W	1	Panel, rear	
17	11121	1	Manual holder tube	
18	60689	4	Screw, .375-16 x 4.0 standard hex, SS	
19	13291	2	Plate, striker	
20	60690	8	Screw, .375-16 x 1.0 standard hex, SS	
21	60730	8	Nut, 8-32 u-clip	
22	66372	2	Light, clearance marker - red	
23	11381	2	Fender, plastic - single wall, 14 in. tire	
24	60295	8	Screw, .375-16 x .75 standard hex, SS	
25	60386	8	Washer, .375 flat .993/.064	
26	60694	4	Screw, 8-32 x .750 pan Phillips, SS	
27	66373	2	Light, clearance marker - amber	
28	13653W	1	Panel, side - LH	
29	16598	1	Hinge, door - .188 pin, 48.5 in. long	
30	60144	5	Nut, .250-20 nylock, G5	
31	60696	10	Washer, .250 flat .625/.050, SS	
32	60649	1	Clamp, tubing - .750 heavy-duty	
33	13705B	1	Bracket, front support - LH	
34	50767W	1	Panel, front	
35	60684	5	Screw, .250-20 x .875 standard hex, SS	
36	13706B	1	Bracket, front support - RH	
37	13708W	1	Panel, air inlet	
38	62038	2	Screw, .312-18 x 2.0 carriage, G5	
39	60452	2	Washer, .313 flat 1.125/1.0, SS bonded rubber	
40	41235ZY	2	Spacer - .75 OD x .44 ID x 1.0 long	
41	63108	2	Knob, plastic - .312-18 fem thru	
42	13652W	1	Panel, front - lower	
43	13637W	1	Panel, side - RH	
44	60398	4	Screw, 10-32 x .500 pan Phillips, SS	

Silent Pack: (if equipped)

A	12189W	1	Duct, radiator guard	
B	60507	4	Screw, .312-18 x 1.0 standard hex, SS	
C	60701	4	Washer, .312 split lock, SS	
D	60340	4	Washer, .312 flat .875/.040, SS	
E	15425	4	Nut, .312-18 cage	

CONTROL BOX TO UNIT



01530

CONTROL BOX TO UNIT

Item	Part No.	Qty	Description	Notes
1	13689B	1	Bracket, control box	
2	41235ZY	2	Spacer - .75 OD x .44 ID x 1.0 long	
3	Page 26	1	Control box	
4	60119	8	Washer, .312 flat .875/.070	
5	60303	6	Nut, .312-18 nylock, G2	
6	67018	2	Screw, .312-18 x 1.75 standard hex, G5	
7	60340	4	Washer, .312 flat .875/.040, SS	
8	60090	2	Nut, wing .250 x 20	Included w/item 11
9	60089	2	Washer, .250 flat	Included w/item 11
10	12924B	1	Angle, battery hold down	
11	14146	2	Bolt, J .250-20 x 10.0	
12	60507	2	Screw, .312-18 x 1.0 standard hex, SS	
13	60028	2	Screw, .312-18 x 2.25 standard hex, G5	

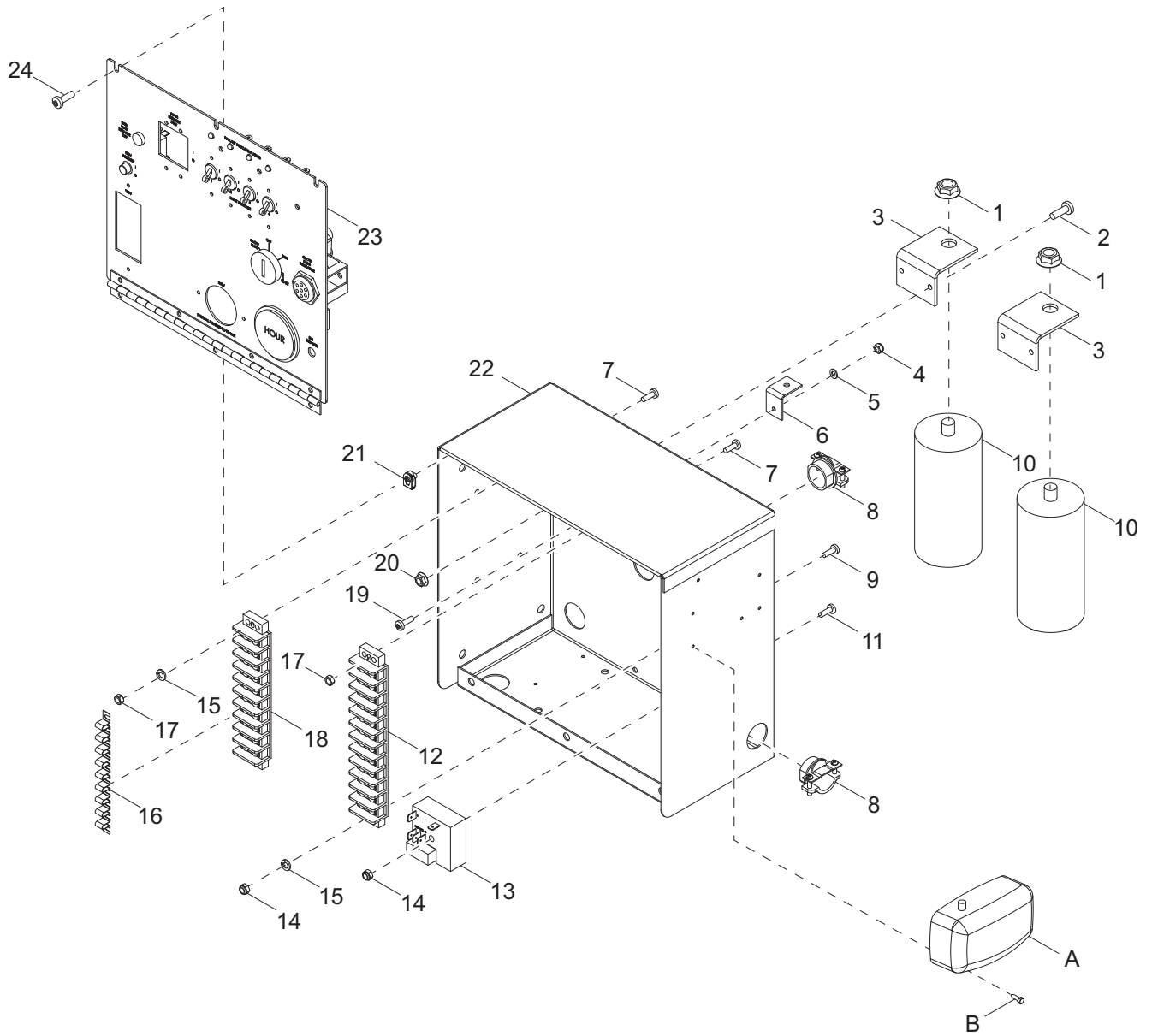
Battery Disconnect: (if equipped)

A	60028	2	Screw, .312-18 x 2.25 standard hex, G5
B	60271	2	Washer, .312 split lock
C	60119	4	Washer, .312 flat .875/.070
D	60277	2	Screw, 10-32 x .500 pan Phillips, G2
E	65499	1	Assembly, switch lockout lever
F	13654B	1	Bracket, battery disconnect
G	60067	2	Washer, #10 flat .435/.060, SS
H	65498	1	Switch, disconnect
J	68544	1	Cable, battery - 18 in., 4GA red, .375 lug
K	60061	2	Nut, 10-32 nylock
L	25075	1	Cable, battery - 24 in., 4GA red w/boot, .375 lug
M	60303	2	Nut, .312-18 nylock, G2

Battery Charger: (if equipped)

N	60419	2	Screw, 6-32 x .500 flange hex, G2, self-tapping
P	65326	1	Charger, battery 2A
--	21259	1	Decal, battery charger

CONTROL BOX ASSEMBLY

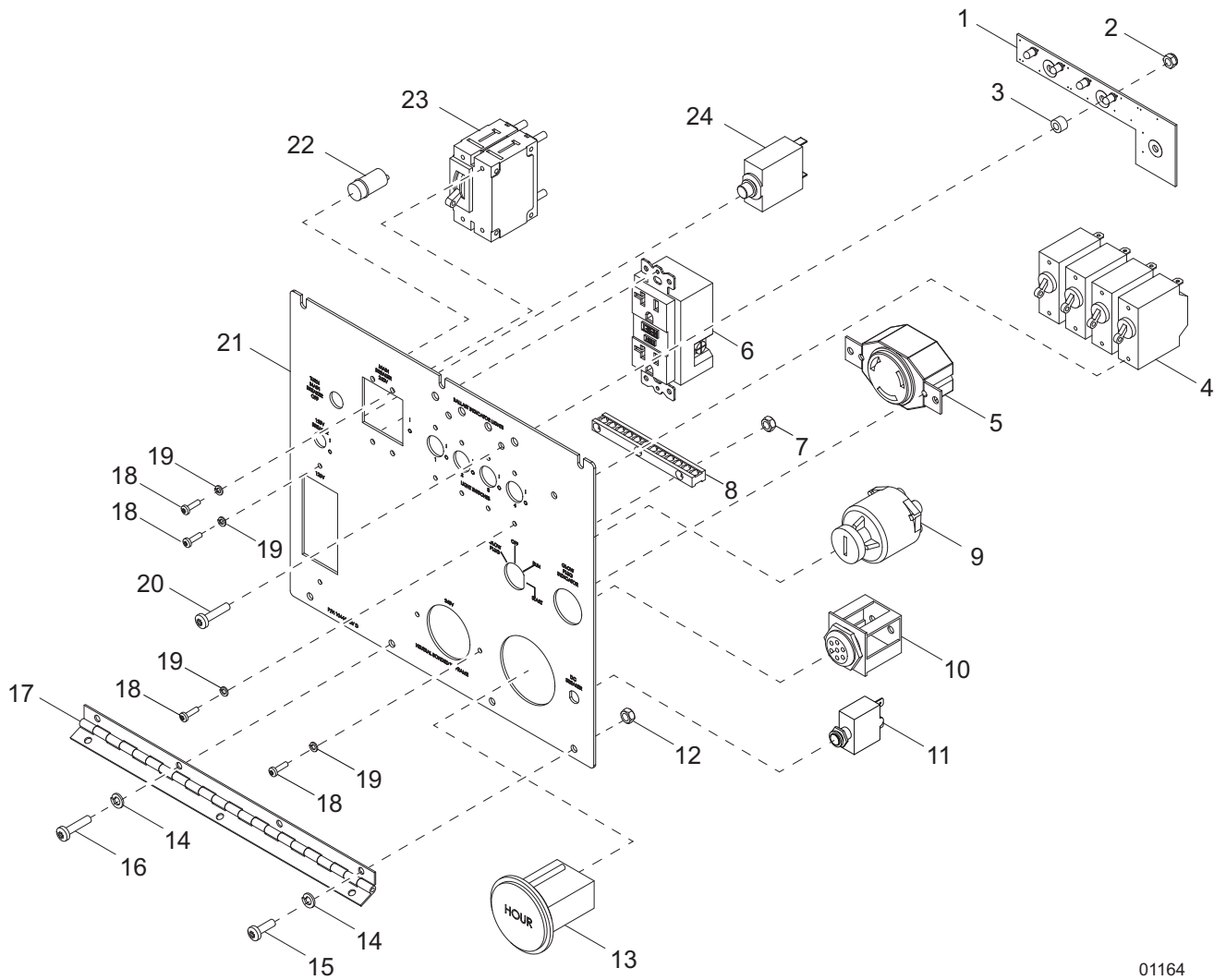


02638

CONTROL BOX ASSEMBLY

Item	Part No.	Qty	Description	Notes
1	60148	2	Nut, M12-1.75 serrated flange, G8.8	
2	60398	4	Screw, 10-32 x .500 pan Phillips, SS	
3	13690B	2	Bracket, capacitor	
4	60144	1	Nut, .250-12 nylock, G5	
5	60243	1	Washer, .250 flat .735/.060	
6	32731B	1	Bracket, manual holder	
7	60062	3	Screw, 10-32 x .750 pan Phillips, G2	
8	14219	5	Strain relief - .750 Romex w/nut	
9	60397	1	Screw, 10-32 x 1.0 pan Phillips, G2	
10	10000024477	2	Capacitor, dual 24 μ F/24 μ F, 540 VAC	
11	60396	1	Screw, 10-32 x 1.250 pan Phillips, G2	
12	14139	1	Block, terminal - 12 position, 30A, 600V	
13	14201	1	Relay, 10A SPDT 12VDC, time delay - 15 second	
14	60061	1	Nut, 10-32 nylock	
15	60252	2	Washer, #10 split lock	
16	15125	1	Jumper	
17	14231	2	Nut, 10-32 hex, G2	
18	14203	1	Block, terminal - 10 position, 30A, 600V	
19	60690	1	Screw, .375-16 x 1.0 standard hex, SS	
20	61045	4	Nut, 10-32 serrated flange	
21	63105	6	Nut, 8-32 u-clip, G5	
22	13666B	1	Box, control	
23	10000036334	1	Assembly, control panel 1100W - Mitsubishi	Page 28
--	10000036323	1	Assembly, control panel 1100W - Kubota	Page 28
--	10443	1	Assembly, control panel 1000-1050W - Mitsubishi	
--	10440	1	Assembly, control panel 1000-1050W - Kubota	
24	60526	6	Screw, 8-32 x .500 pan Phillips, G2	
--	35270	1	Wire group - 6kW control box	
<i>Interior Light: (if equipped)</i>				
A	11947	1	Light, interior w/switch	
B	60364	4	Screw, 10-16 x .500 standard hex, G2, self-drilling	

CONTROL PANEL ASSEMBLY

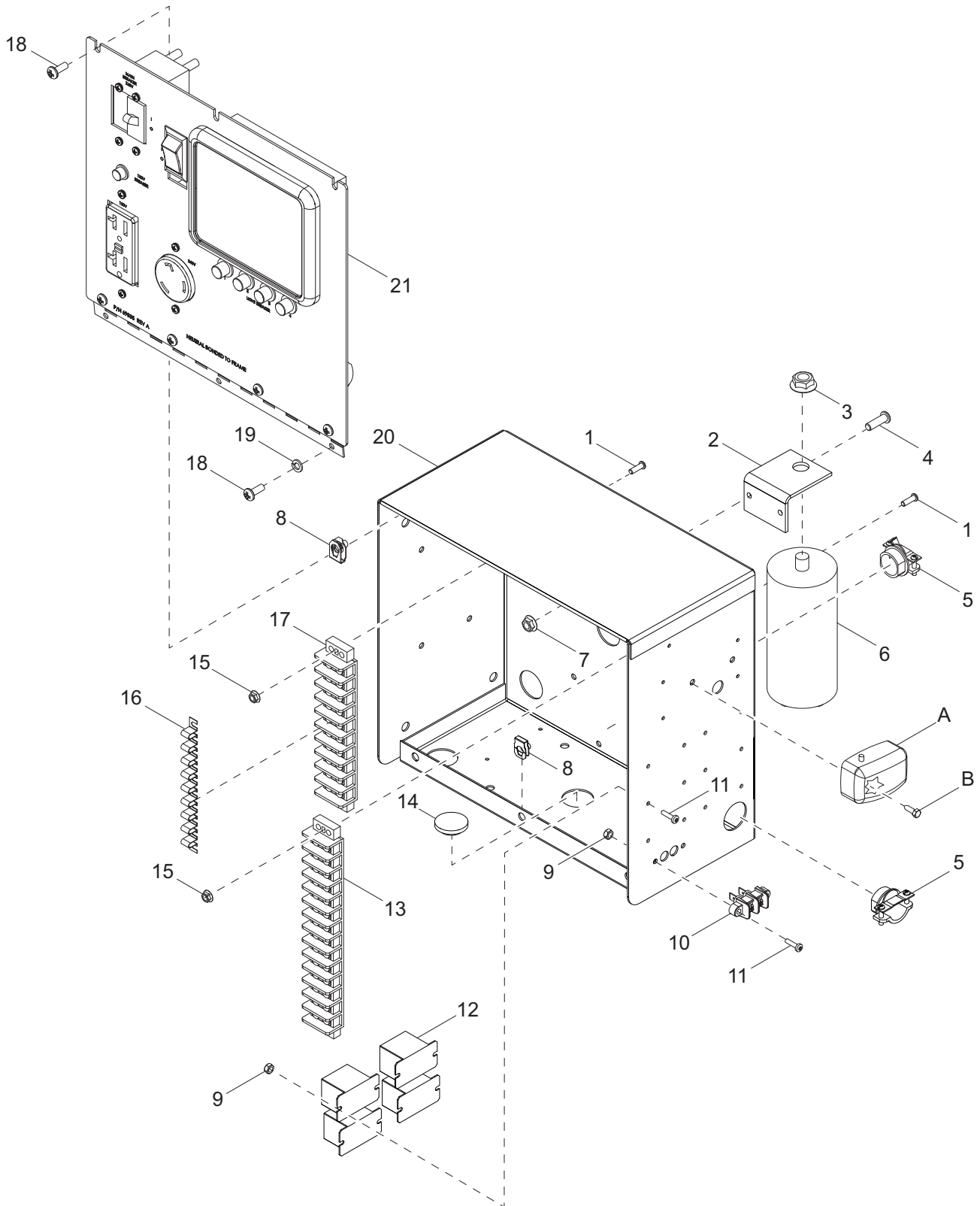


01164

CONTROL PANEL ASSEMBLY

Item	Part No.	Qty	Description	Notes
1	66423	1	PCB, LED lights w/connector	
2	60061	3	Nut, 10-32 nylock	
3	66257	3	Spacer, .2 ID x .375 OD x .25 long, plastic	
4	14249	4	Breaker, 15A, 120V, 1-pole	
5	14137	1	Receptacle, 240V/30A twist-lock	
6	14130	1	Receptacle, 120V/20A GFI	
7	60318	2	Nut, 8-32 hex, G5	
8	14204	1	Kit, ground bar	
9	15195SRV	1	Switch, key	
10	16694	1	Glow plug indicator	MLT5060MV
11	65850	1	Breaker, 10A, 240V, 1-pole, push button	
12	14231	2	Nut, 10-32 hex, G2	
13	15085	1	Gauge, hour meter	
14	60252	4	Washer, #10 split lock	
15	60277	2	Screw, 10-32 x .500 pan Phillips, G2	
16	60406	2	Screw, 8-32 x 1.0 pan Phillips, SS	
17	13677	1	Hinge, continuous - 11 in	
18	60405	16	Screw, 6-32 x .250 pan Phillips, G2	
19	60058	16	Washer, #6 split lock	
20	60062	3	Screw, 10-32 x .750 pan Phillips, G2	
21	10000030410	1	Panel, control - Mitsubishi, 1100W	MLT5060MV
	10000030374	1	Panel, control - Kubota, 1100W	MLT5060KV
22	65388	1	Light, indicator red, 12VDC	
23	65963	1	Breaker, 30A, 250V, 2-pole, stud terminal w/aux	
24	65849	1	Breaker, 10A, 120V, 1-pole, push button	
--	35267	1	Wire group - 20A GFCI	
--	35268	1	Wire group - 30A twist-lock	
--	35269	1	Wire group - light switches	
--	35266	1	Wire group - LED light board	
--	35271	1	Wire group - 6kW control box	

CONTROL BOX ASSEMBLY - POWERZONE (IF EQUIPPED)

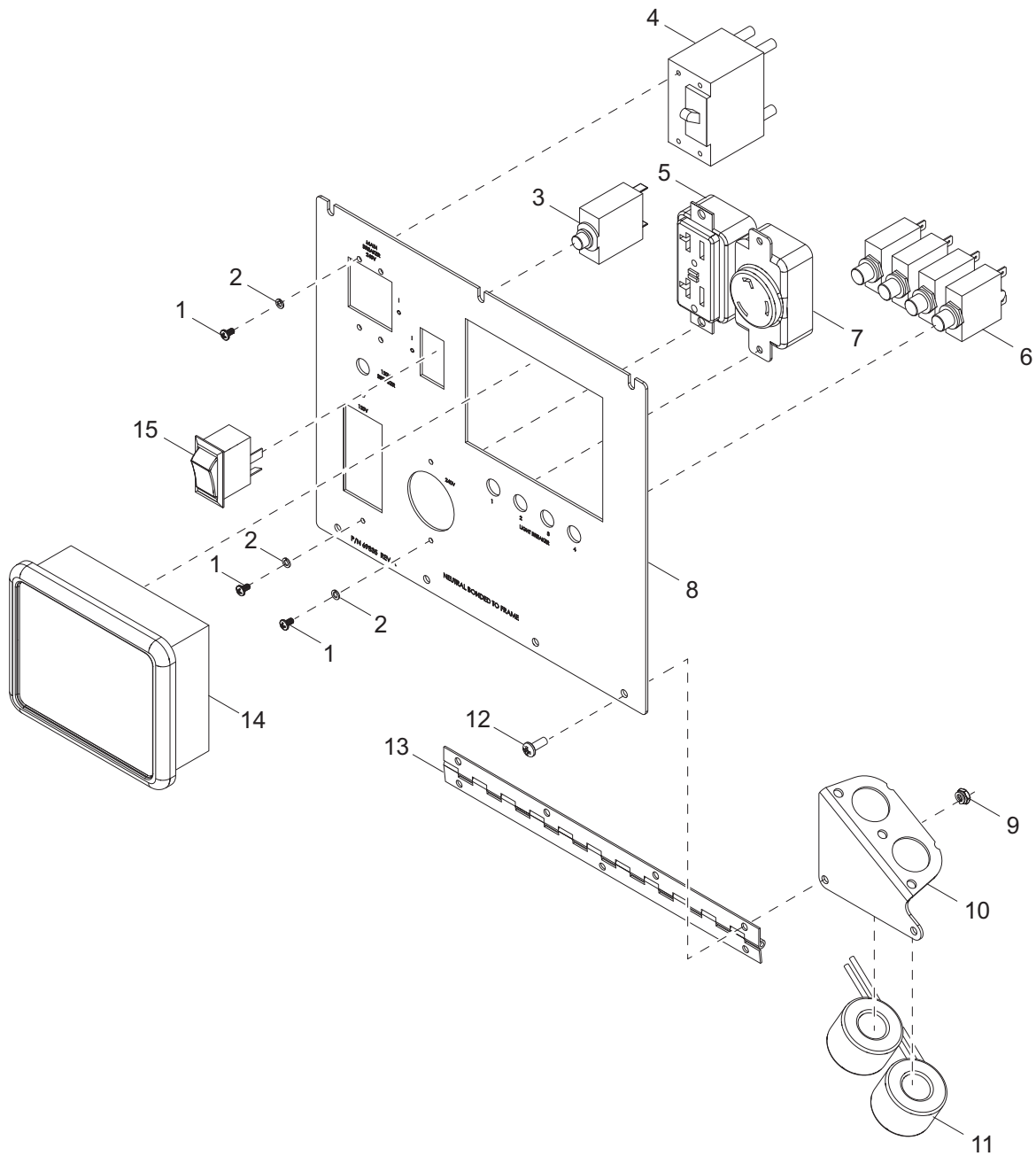


02728

CONTROL BOX ASSEMBLY- POWERZONE (IF EQUIPPED)

Item	Part No.	Qty	Description	Notes
1	60397	4	Screw, 10-32 x 1.0 pan Phillips, G2	
2	13690B	2	Bracket, capacitor	
3	60148	2	Nut, M12-1.75 serrated flange, G8.8	
4	60398	4	Screw, 10-32 x .500 pan Phillips, SS	
5	14219	5	Strain relief - .750 Romex w/nut	
6	65959	2	Capacitor, dual 24 μ F/ 24 μ F, 10% 480 VAC	
7	61045	4	Nut, 10-32 serrated flange	
8	63105	6	Nut, 8-32 u-clip, G5	
9	60758	10	Nut, 4-40 nylock, G2	
10	18890	1	Block, terminal - 2 position	
11	62187	10	Screw, 4-40 x .500 pan Phillips - SS	
12	29759	4	Relay, 12V coil 120-240 VAC rated	
13	66013	1	Block, terminal - 14 position, 30A, 600V	
14	60746	2	Plug, hole 1.094 recessed - black	
15	60061	4	Nut, 10-32 nylock	
16	15125	9	Jumper	
17	14203	1	Block, terminal - 10 position, 30A, 600V	
18	60277	6	Screw, 10-32 x .500 pan Phillips, G2	
19	60252	3	Washer, #10 split lock	
20	69840	1	Box, control MLT 6KW, PZ	
21	69836	1	Assembly, control panel 6KW PZ	Page 32
--	69862	1	Assembly, generator harness - 6KW 60HZ	
--	68196	1	Wire group, control box	
--	68197	1	Wire group, engine harness	
<i>Interior Light: (if equipped)</i>				
A	11947	1	Light, interior w/switch	
B	60364	4	Screw, 10-16 x .500 standard hex, G2, self-drilling	

CONTROL PANEL ASSEMBLY - POWERZONE (IF EQUIPPED)

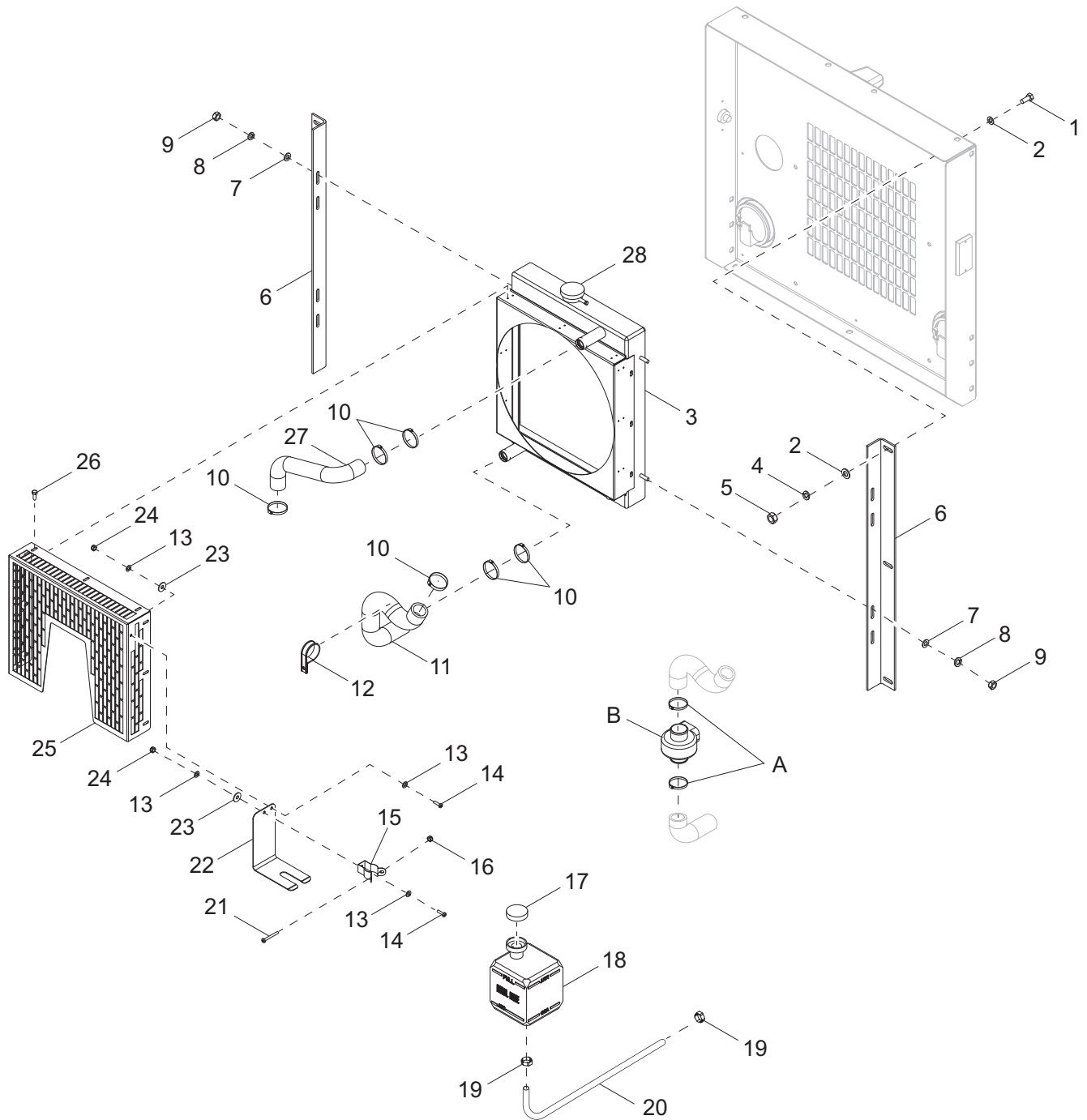


02729

CONTROL PANEL ASSEMBLY - POWERZONE (IF EQUIPPED)

Item	Part No.	Qty	Description	Notes
1	60405	16	Screw, 6-32 x .250 pan Phillips, G2	
2	60058	16	Washer, #6 split lock	
3	65849	1	Breaker, 10A, 120V, 1-pole, push button	
4	65963	1	Breaker, 30A, 250V, 2-pole, stud terminal w/aux	
5	35302	1	Assembly, 20A GFCI - black	
6	15568	4	Breaker, 15A 120V 1 pole - push button	
7	35301	1	Assembly, 30A twist lock	
8	69835	1	Panel, control 6kW - PZ	
9	14231	4	Nut, 10-32 hex, G2	
10	37212	1	Bracket, CT	
11	66255	2	Transformer, current 100:5 wires	
12	60277	4	Screw, 10-32 x .500 pan Phillips, G2	
13	13677	1	Hinge, continuous - 11 in	
14	68677	1	Controller, Deep Sea L401-002-A3 MLT6/8KW	
15	66995	1	Switch, rocker DPST on-off	

COOLING SYSTEM ASSEMBLY

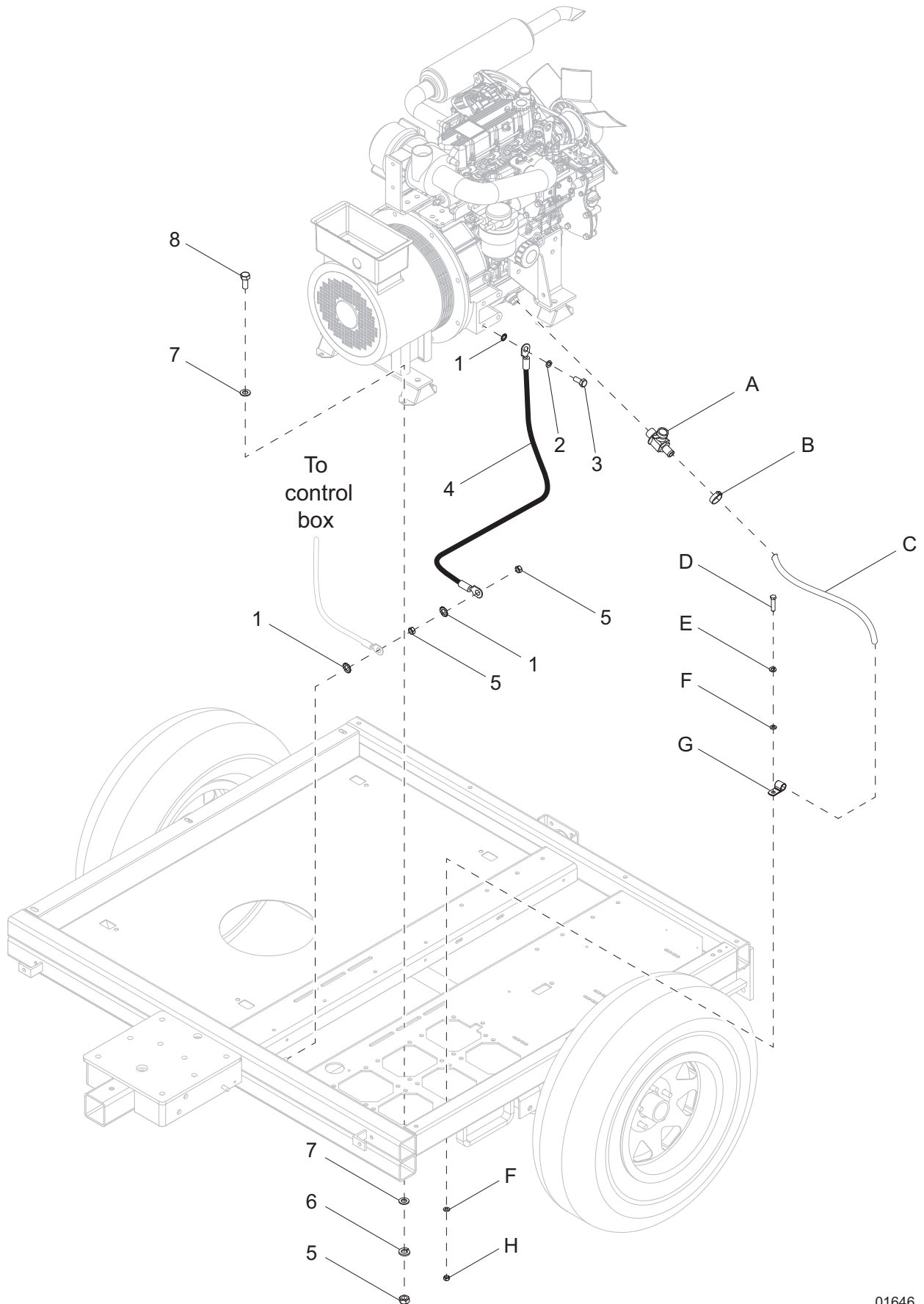


01230

COOLING SYSTEM ASSEMBLY

Item	Part No.	Qty	Description	Notes
1	60690	6	Screw, .375-16 x 1.0 std hex, SS	
2	60698	12	Washer, .375 flat .875/.040, SS	
3	13924	1	Radiator, w/fan guard	
4	60703	6	Washer, .375 split lock, SS	
5	60140	6	Nut, .375-16 hex, G5	
6	11683B	2	Bracket, radiator	
7	60119	4	Washer, .312 flat .875/.070	
8	60271	4	Washer, .312 split lock	
9	60032	4	Nut, M8-1.25 hex, G8.8	
10	15422	6	Clamp, hose - SAE 020 (.75-1.75)	
11	12350	1	Hose, radiator - lower, Kubota	MLT5060/K only
	16688SRV	1	Hose, radiator - lower, Mitsubishi	MLT5060M only
12	60716	1	Clamp, tubing - 1.5 light duty	
13	60067	4	Washer, #10 flat .435/.060, SS	
14	61180	2	Screw, 10-32 x .750 pan phil, SS	
15	19726	1	Clamp, overflow jug	
16	60144	1	Nut, .250-20 nylock, G5	
17	19714	1	Cap, overflow jug	
18	20287	1	Jug, overflow - 2 qt	
19	60777	2	Clamp, hose - .312, crimp style	
20	50018	1.67 ft	Hose, fuel - .312 ID	
21	60414	1	Screw, .250-20 x 1.5 std hex, G5	
22	22419B	1	Bracket, support overflow jug - black	
23	60696	2	Washer, .250 flat .625/.050, SS	
24	60061	2	Nut, 10-32 nylock	
25	11413B	1	Fan guard	
26	60364	9	Screw, 10-16 x .500 std hex, G2, self-drilling	
27	16687	1	Hose, radiator - upper, Kubota	MLT5060K only
	32383SRV	1	Hose, radiator - upper, Mitsubishi	MLT5060M only
<i>Engine Heater: (if equipped)</i>				
A	15422	2	Clamp, hose - SAE 020 (.75-1.75)	
B	65649	1	Heater, engine - lower radiator hose, 1 in. dia	

ENGINE AND GENERATOR TO UNIT

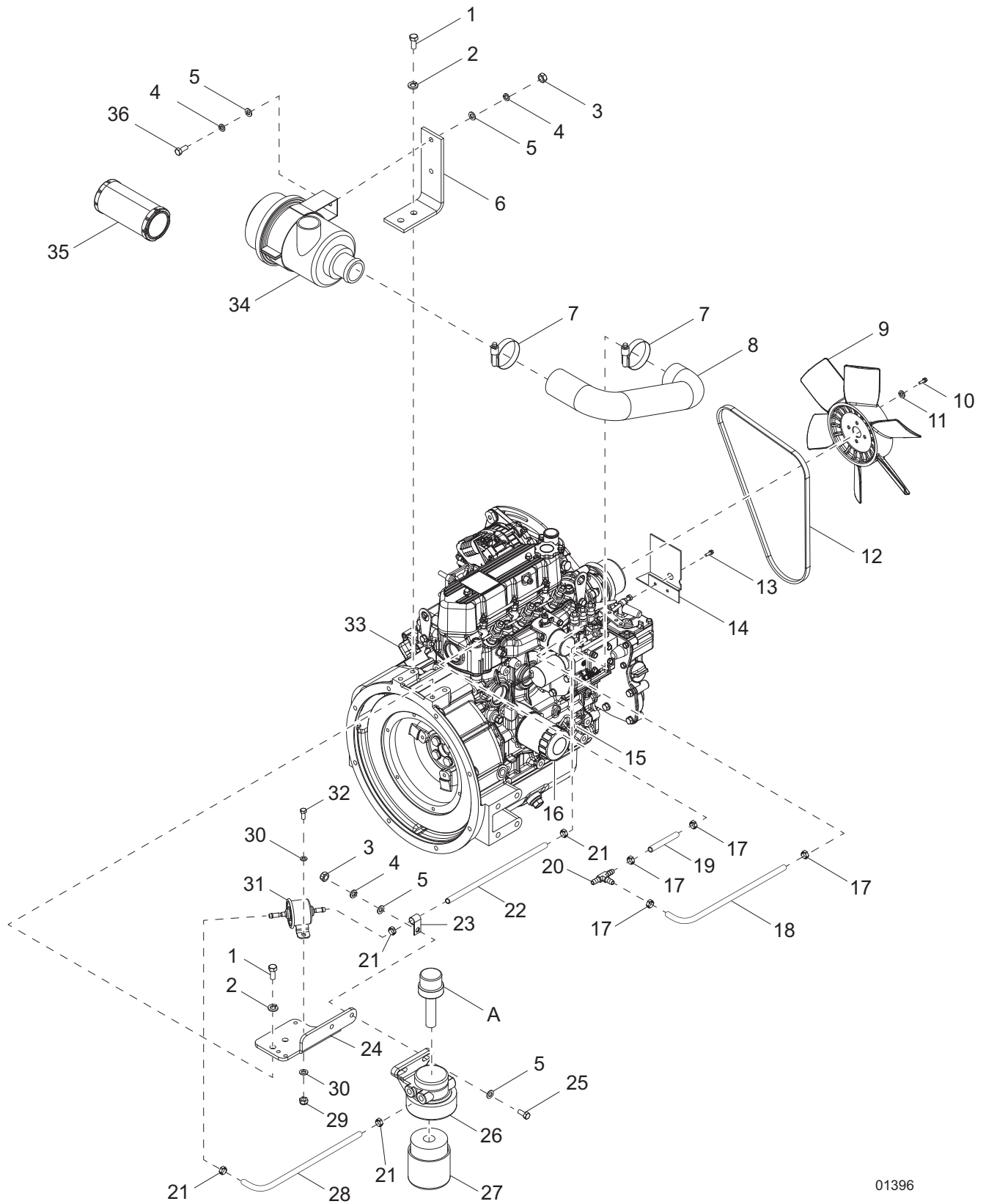


01646

ENGINE AND GENERATOR TO UNIT

Item	Part No.	Qty	Description	Notes
1	60747	3	Washer, .375 internal star	
2	60026	1	Washer, M10 - split lock	
3	60495	1	Screw, M10 - 1.25 x 16, std hex, G8.8	
4	16155	1	Assembly, wire - engine/chassis ground	
5	60140	10	Nut, .375-16 hex, G5	
6	60206	8	Washer, .375 split lock	
7	60698	16	Washer, .375 flat .875/.040, SS	
8	60205	8	Screw, .375-16 x 1.0 std hex, G5	
<i>Drain Valve: (if equipped)</i>				
A	60774	1	Valve, drain 22mm - 1.5 with nipple	MLT5060K only
	60766	1	Valve, drain 18mm - 1.5 with nipple	MLT5060M only
B	60365	1	Clamp, hose - SAE 010 (.56-1.06)	MLT5060K only
	60777	1	Clamp, hose - .312, crimp style	MLT5060M only
C	68327	1	Hose, .625, 200 psi (22 in)	MLT5060K only
	50051	1.67 ft	Hose, fuel - .375 ID, 50 psi	MLT5060M only
D	60205	1	Screw, .375-16 x 1.0 std hex, G5	MLT5060K only
E	60698	2	Washer, .375 flat .875/.040, SS	MLT5060K only
F	60206	1	Washer, .375 split lock	MLT5060K only
G	60716	1	Clamp, tubing - 1.50 light duty	MLT5060K only
H	60144	1	Nut, .25-20 nylock, G5	MLT5060/K only
<i>Silent Pack: (if equipped)</i>				
--	50709	1.25 ft	Hose, .625 in., 300 psi	
--	60498	1	Fitting, plug - .750NPT square drive	
--	60774	1	Valve, drain 22mm - 1.5 with nipple	
--	60365	2	Clamp, hose - SAE 010 (.56-1.06)	
--	62076	1	Fitting, strt - .750MNPT x .625 barb	
--	18495	1	Fitting, bushing - 2.0 OD x 1.625 ID	

ENGINE ASSEMBLY - MITSUBISHI LEFT SIDE



01396

ENGINE ASSEMBLY - MITSUBISHI LEFT SIDE

Item	Part No.	Qty	Description	Notes
1	60422	4	Screw, M10-1.25 x 25 standard hex, G8.8	
2	60026	4	Washer, M10 split lock	
3	60285	6	Nut, .312-18 hex, G2	
4	60271	6	Washer, .312 split lock	
5	60119	8	Washer, .312 flat .875/.070	
6	16551B	1	Bracket, air cleaner - black	
7	60316	2	Clamp, hose - SAE 032 (1.56-2.50)	
8	16589	1	Hose, air cleaner	
9	16742	1	Fan, Mitsubishi	
10	63288	4	Screw, M6-1.0 x 12 pan head, G8.8	
11	60286	4	Washer, .250 split lock	
12	16692	1	V-belt, Mitsubishi	
13	13513	2	Bolt w/washer	
14	11691	1	Bracket, lower radiator hose guard	
15	11148	1	Dipstick, oil	
16	70124	1	Filter, oil	
17	60778	4	Clamp, hose - .188, crimp style	
18	14211	1.04 ft	Hose, fuel - .188 ID, 50 psi, SAE 30R7	
19	14211	.16 ft	Hose, fuel - .188 ID, 50 psi, SAE 30R7	
20	17145	1	Fitting, tee - .188 x .188 x .188 barb, nylon	
21	60777	4	Clamp, hose - .312, crimp style	
22	50018	1 ft	Hose, fuel - .312 ID, 50 psi, SAE 30R7	
23	60649	1	Clamp, tubing - .750 heavy-duty	
24	12838B	1	Bracket, fuel filter/pump, black	
25	60256	2	Screw, .312-18 x 1.5 standard hex, G5, fully threaded	
26	17641	1	Filter, fuel	
27	10000023037	1	Filter, fuel, element	
28	50018	1.04 ft	Hose, fuel - .312 ID, 50 psi, 30R7	
29	60144	2	Nut, .250-20 nylock, G5	
30	60243	4	Washer, .250 flat .735/.060	
31	13278SRV	1	Fuel pump, electric	
32	60393	2	Screw, .250-20 x 1.0 standard hex, G5	
33	72154	1	Engine - Mitsubishi LE3, T4	
34	34066	1	Filter, air, w/bracket	
35	16444	1	Element, air filter	
36	61061	2	Screw, .312-18 x .875 standard hex, G5	
--	16677	1	Mitsubishi, switch, oil pressure - L3E S4L2	

Heated Fuel Filter: (if equipped)

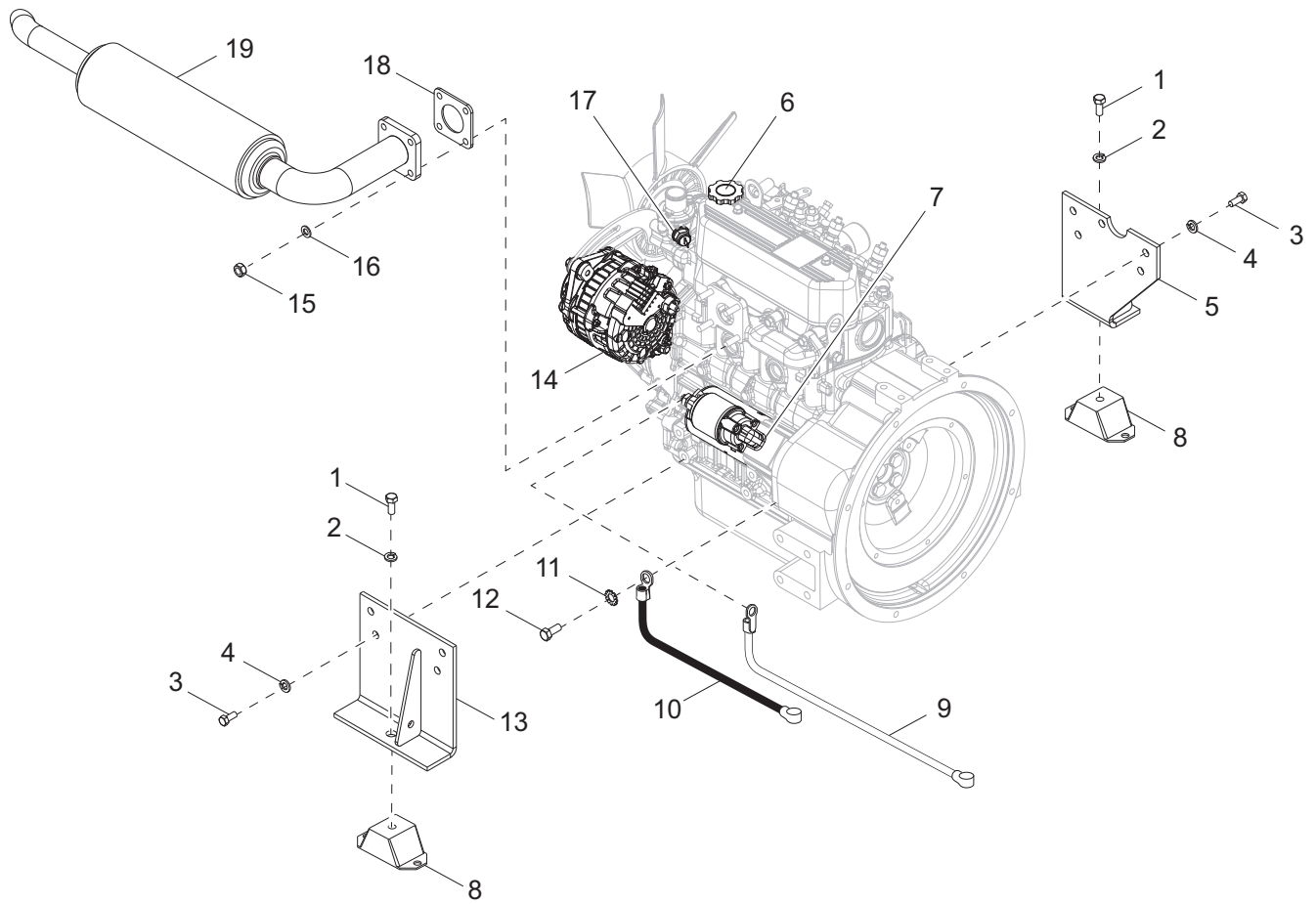
A	13876	1	Kit, heater - fuel filter, Mitsubishi
---	-------	---	---------------------------------------

Cold Weather Belt: (if equipped)

--	10386	1	Belt, cold weather - Mitsubishi, 6kW & 8kW
----	-------	---	--

Note: Engine and generator parts used in all Generac Mobile Products equipment carry the Original Equipment Manufacturer (OEM) warranty unless otherwise stated. OEM warranty parts must be purchased through an OEM dealer. Please contact Generac Mobile Products with questions.

ENGINE ASSEMBLY - MITSUBISHI RIGHT SIDE



01171

ENGINE ASSEMBLY - MITSUBISHI RIGHT SIDE

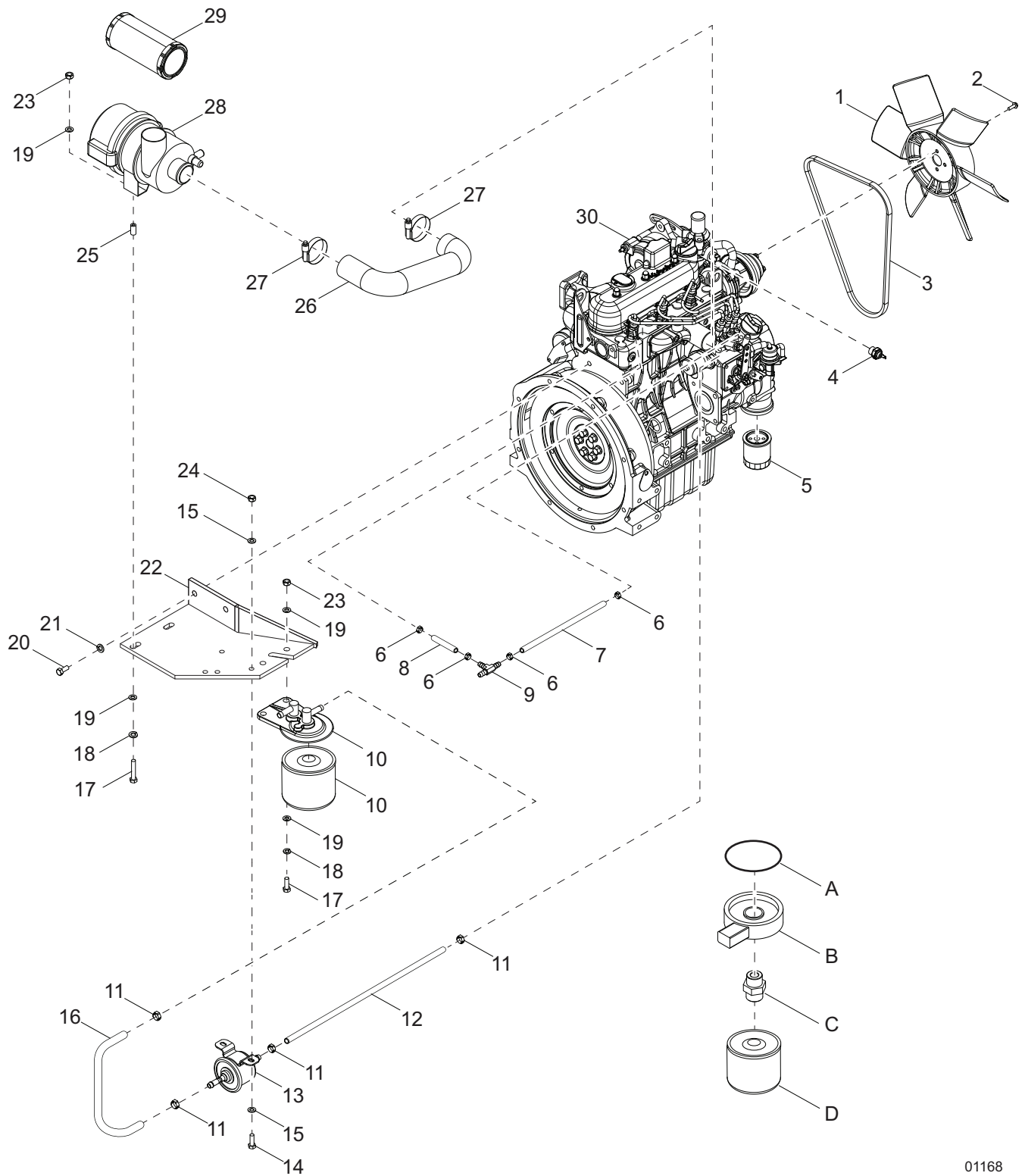
Item	Part No.	Qty	Description	Notes
1	60275	2	Screw, .500-13 x 1.0 standard hex, G5	
2	60702	2	Washer, .500 split lock, SS	
3	60422	8	Screw, M10-1.25 x 25 standard hex, G8.8	
4	60026	8	Washer, M10 split lock	
5	70130B	1	Weldment, engine mount - right, black	
6	11147	1	Cap, oil filler	
7	16833	1	Starter	
8	15241	2	Isolator, rubber - 80-200 lbs, 2 in. wide	
9	15074	1	Cable, battery - 38 in, 4GA red, .438 lug	
10	15073	1	Cable, battery - 24 in, 4GA black, .438 lug	
11	60747	1	Washer, .375 internal star	
12	60495	1	Screw, M10-1.25 x 16 standard hex, G8.8	
13	16554B	1	Weldment, engine mount - LH, black	
14	16743	1	Alternator	
15	60032	4	Nut, M8 - 1.25 hex, G8.8	
16	60029	4	Washer, M8 split lock	
17	16678	1	Switch, temperature sensor	
18	11042	1	Gasket, muffler	
19	13710	1	Muffler, 30° flare	
--	10457	1	Harness, engine - Mitsubishi	

Silent Pack: (if equipped)

--	34776	1	Muffler, Mitsubishi modified	
----	-------	---	------------------------------	--

Note: Engine and generator parts used in all Generac Mobile Products equipment carry the Original Equipment Manufacturer (OEM) warranty unless otherwise stated. OEM warranty parts must be purchased through an OEM dealer. Please contact Generac Mobile Products with questions.

ENGINE ASSEMBLY - KUBOTA LEFT SIDE



01168

ENGINE ASSEMBLY - KUBOTA LEFT SIDE

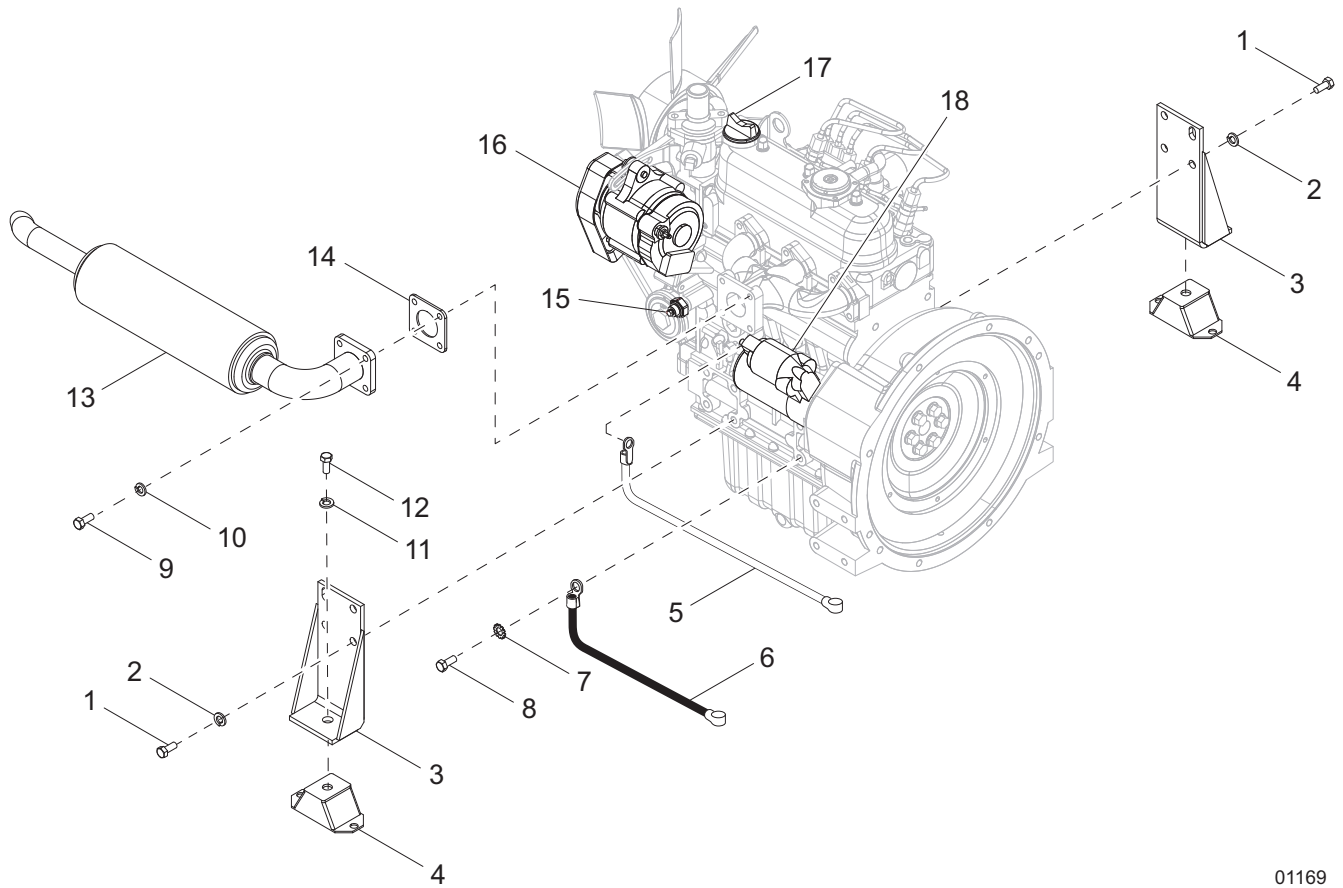
Item	Part No.	Qty	Description	Notes
1	15495	1	Fan, engine	
2	60087	4	Screw, M6-1.0 x 16 serrated flange hex, G8.8	
3	11628	1	Belt, V	
4	14099	1	Switch, coolant temperature	
5	10775	1	Filter, oil	
6	60778	4	Clamp, hose - .188, crimp style	
7	14211	1.3 ft	Hose, fuel - .188 ID, 50 psi, SAE 30R7	
8	14211	.167 ft	Hose, fuel - .188 ID, 50 psi, SAE 30R7	
9	17145	1	Fitting, T - .188 x .188 x .188 barb, nylon	
10	13481	1	Filter, fuel	includes element
--	13515	1	Element, fuel filter	
11	60777	4	Clamp, hose - .312, crimp style	
12	50018	1.67 ft	Hose, fuel - .312 ID, 50 psi, SAE 30R7	
13	13278SRV	1	Pump, fuel	
14	60393	2	Screw, .250-20 x 1.0 standard hex, G5	
15	60243	4	Washer, .250 flat .735/.060	
16	50018	1 ft	Hose, fuel - .312 ID, 50 psi, SAE 30R7	
17	62001	4	Screw, .312-18 x 1.25 standard hex, G5	
18	60271	4	Washer, .312 split lock	
19	60119	8	Washer, .312 flat .875/.070	
20	61082	2	Screw, M8-1.25 x 20 standard hex, G8	
21	60029	2	Washer, M8 split lock	
22	13483B	1	Weldment, filter bracket	
23	60285	4	Nut, .312-18 hex, G2	
24	60144	2	Nut, .250-20 nylock, G5	
25	41235ZY	2	Spacer, .75 OD x .44 ID x 1.0 long	
26	16589	1	Hose, air cleaner	
27	60316	2	Clamp, hose - SAE 032 (1.56-2.50)	
28	34066	1	Filter, air, assembly	
29	16444	1	Element, air filter	
30	13310	1	Engine, Kubota - D1005-E3BG1-MGM-1	

Heated Fuel Filter: (if equipped)

A	13834	1	Gasket, heated fuel filter
B	13682	1	Heater, fuel filter
C	10407	1	Adapter, heated fuel filter
D	13515	1	Element, heated fuel filter
--	10662	1	Harness, fuel filter heater - outside
--	13684	1	Harness, fuel filter heater - inside

Note: Engine and generator parts used in all Generac Mobile Products equipment carry the Original Equipment Manufacturer (OEM) warranty unless otherwise stated. OEM warranty parts must be purchased through an OEM dealer. Some Kubota engine parts are serial number specific. Please contact **Kubota Engine America Corp.** or the Generac Mobile Products Technical Service Department for information regarding engine parts.

ENGINE ASSEMBLY - KUBOTA RIGHT SIDE



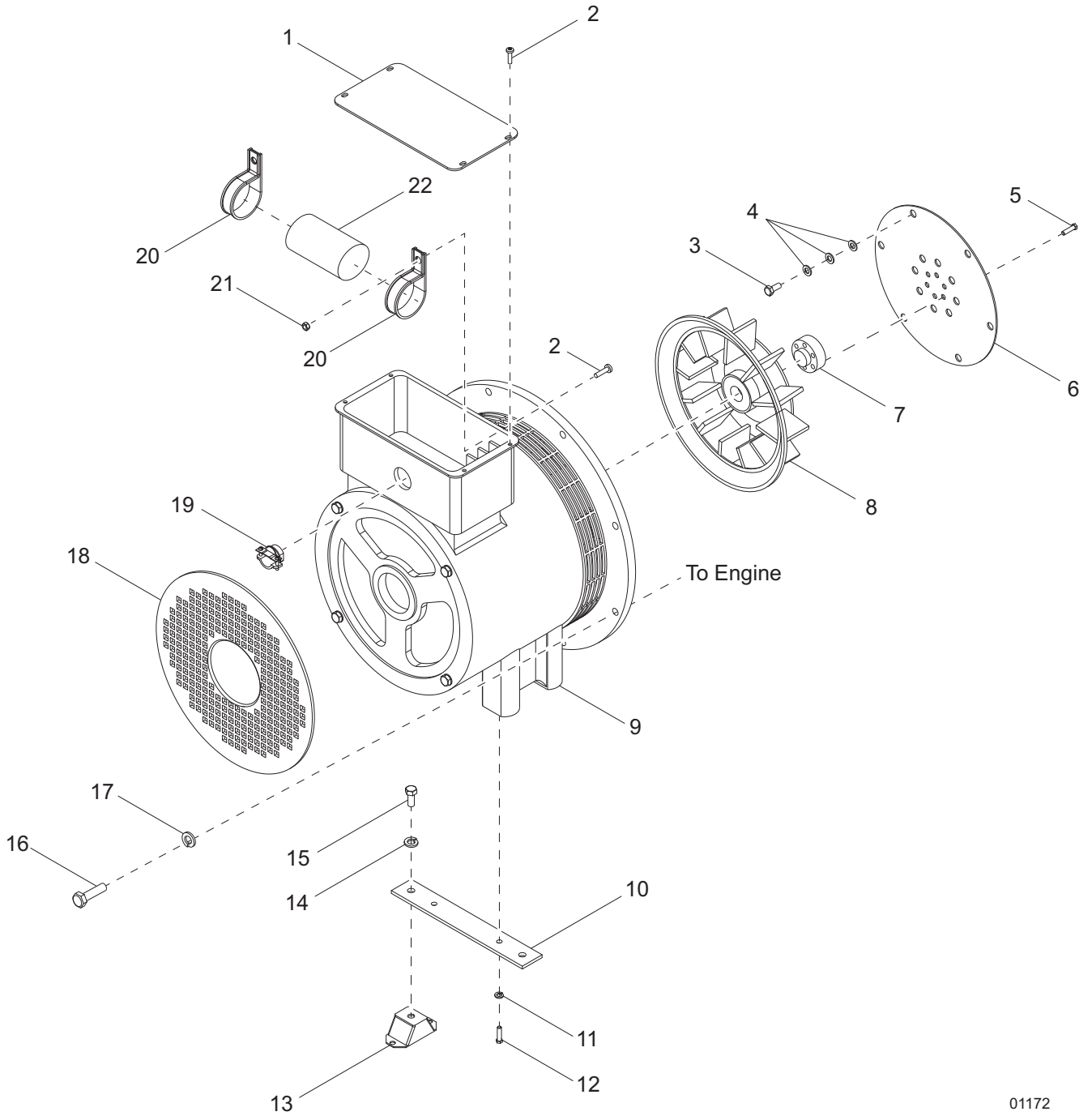
01169

ENGINE ASSEMBLY - KUBOTA RIGHT SIDE

Item	Part No.	Qty	Description	Notes
1	60422	8	Screw, M10-1.25 x 25 standard hex, G8.8	
2	60026	8	Washer, M10 split lock	
3	12338B	2	Weldment, engine mount	
4	15241	2	Isolator, rubber - 80-200 lbs, 2 inch wide	
5	15074	1	Cable, battery - 38 inch., 4GA red, .438 inch lug	
6	15073	1	Cable, battery - 24 inch., 4GA black, .438 inch lug	
7	60747	1	Washer, .375 internal star	
8	60495	1	Screw, M10-1.25 x 16 standard hex, G8.8	
9	63168	4	Screw, M8-1.25 x 30 standard hex	
10	60029	4	Washer, M8 split lock	
11	60702	2	Washer, .500 split lock, SS	
12	60275	2	Screw, .500-13 x 1.0 standard hex, G5	
13	13709	1	Muffler, 30 degree flare	
14	11042	1	Gasket, muffler	
15	14099	1	Switch, coolant temperature	
16	12486	1	Alternator	
17	12484	1	Cap, oil filler	
18	30582	1	Starter	
--	10461	1	Harness, engine - Kubota	
<i>Silent Pack: (if equipped)</i>				
--	36391	1	Muffler, Kubota modified	

Note: Engine and generator parts used in all Generac Mobile Products equipment carry the Original Equipment Manufacturer (OEM) warranty unless otherwise stated. OEM warranty parts must be purchased through an OEM dealer. Some Kubota engine parts are serial number specific. Please contact **Kubota Engine America Corp.** or the Generac Mobile Products Technical Service Department for information regarding engine parts.

GENERATOR ASSEMBLY



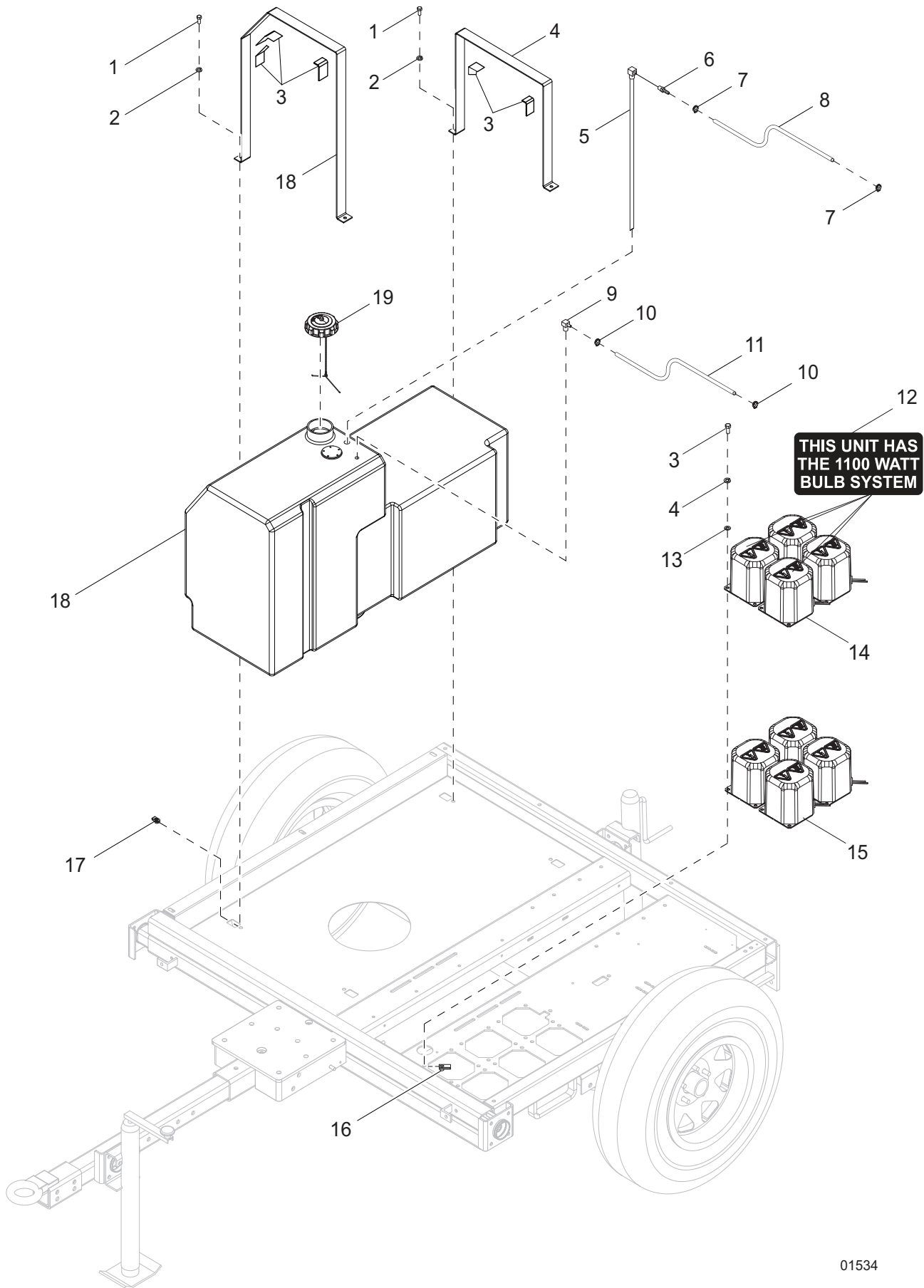
01172

GENERATOR ASSEMBLY

Item	Part No.	Qty	Description	Notes
1	12736	1	Cover, generator - 6kW	
2	60398	6	Screw, 10-32 x 5.0 pan phil, SS	
3	60168	6	Screw, .312-18 x .750 std hex, G5	
--	60165	6	Screw, M8-1.25 x 16 std hex, G10	MLT5060M only
4	60166	18	Washer, M8 flat	MLT5060M only (qty 12 only)
5	11336	6	Screw, .375-24 x 1.75	
6	16123	1	Plate, drive - SAE 6.5	
7	11339	1	Spacer, generator drive plate	
8	12527	1	Fan, generator	
--	12329	1	Seal, pancake bearing - 6kW	Included w/item 9,
--	12328	1	Bearing, pancake - 6kW	Included w/item 9,
9	16556	1	Generator, Marathon - 6kW	
10	15045B	1	Bracket, generator	
11	60206	2	Washer, .375 split lock	
12	60205	2	Screw, .375-16 x 1.0 std hex, G5	
13	15241	2	Isolator, rubber - 80-200 lbs, 2 in. wide	
14	60702	2	Washer, .500 split lock, SS	
15	60275	2	Screw, .50-13 x 1.0 std hex, G5	
16	60352	8	Screw, .375-16 x 1.25 std hex, G5	MLT5060K only
	60494	8	Screw, M10-1.25 x 30 std hex, G8.8	MLT5060M only
17	60206	8	Washer, .375 split lock	MLT5060K only
	60026	8	Washer, M10 split lock	MLT5060M only
18	12327	1	Cover, pancake case	
19	14219	1	Strain relief - .75 Romex w/nut	
20	16395	2	Clamp, capacitor	
21	61045	2	Nut, 10-32 sflg	
22	35132	1	Capacitor, 25 μ F 440V - 6kW	
--	16153	1	Harness, generator - 6kW	

Note: Engine and generator parts used in all Generac Mobile Products equipment carry the Original Equipment Manufacturer (OEM) warranty unless otherwise stated. OEM warranty parts must be purchased through an OEM dealer. Please contact Generac Mobile Products with questions.

FUEL TANK AND BALLAST BOXES TO UNIT

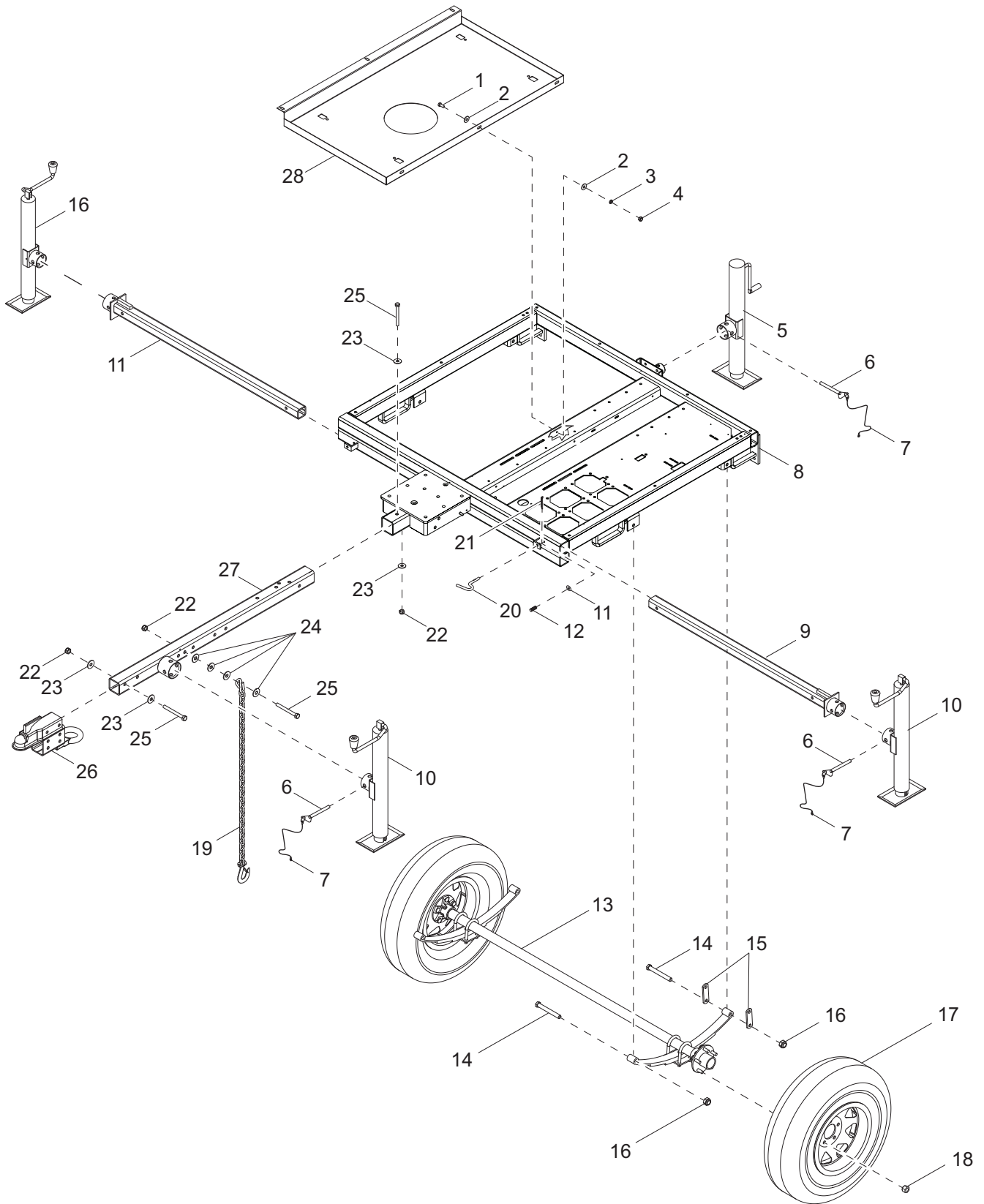


01534

FUEL TANK AND BALLAST BOXES TO UNIT

Item	Part No.	Qty	Description	Notes
1	60028	16	Screw, .312-18 x 1.0 std hex, G5	
2	60271	16	Washer, .312 split lock	
3	50187	.5 ft	Seal, door d-shaped (.75)	
4	13698B	1	Strap, fuel tank	
5	12259	1	Fuel pick up tube - 24 in	
6	15142	1	Fitting, strt - .250NPT x .312 barb	
7	60777	2	Clamp, hose - .312 fuel hose, crimp style	
8	50018	2.75 ft	Hose, fuel - .312 ID, 50 psi, SAE 30R7	
9	16271	1	Fitting, 90° - .250NPT x .188 barb	
10	60778	2	Clamp, hose - .188 fuel hose, crimp style	
11	14211	2 ft	Hose, fuel - .188 ID, 50 psi, SAE 30R7	
12	10000030392	4	Decal, 1100W bulb system	
13	60243	12	Washer, .250 flat .735/.060	
14	10000029380	4	Assembly, transformer - can and base - 60Hz-MH	1100W only
15	10656SRV	4	Assembly, transformer - can & base - 60Hz-MH-5.5 in	
16	62086	12	Nut, .312-18 U-clip - short type	
17	60505	4	Nut, .312-18 U-clip - short type	
18	10412	1	56 gallon fuel tank	
19	16326	1	Cap, fuel tank, vent, 3.5 dia, grain diesel w/tether	
20	13697B	1	Strap, fuel tank	
--	39998	1	Tank assembly, fuel, 56 gallon	

TRAILER ASSEMBLY



02717

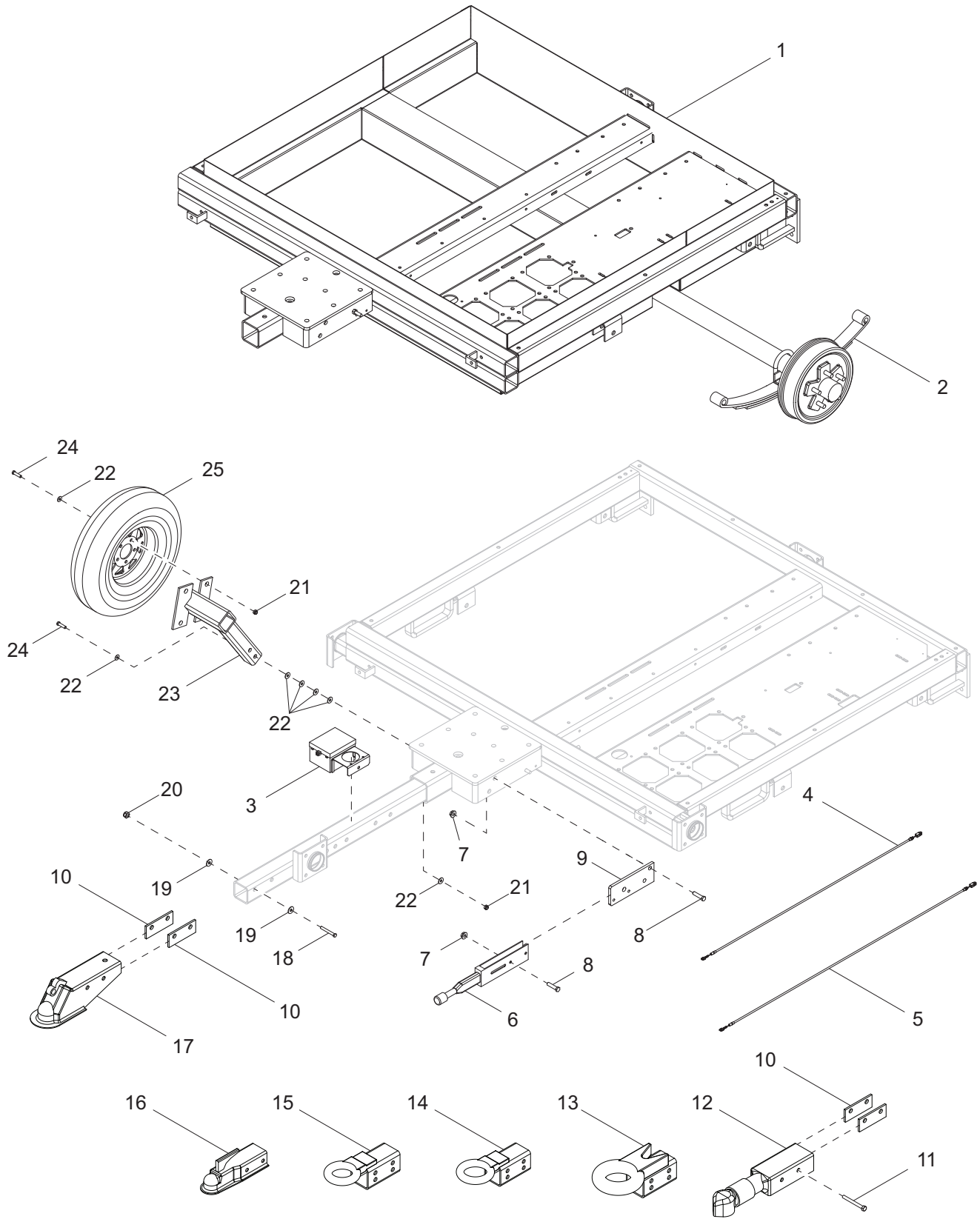
TRAILER ASSEMBLY

Item	Part No.	Qty	Description	Notes
1	60690	3	Screw, .375-16 x 1.0 standard hex, SS	
2	60698	6	Washer, .375 flat .875/.040, SS	
3	60703	3	Washer, .375 split lock, SS	
4	60140	3	Nut, .375-16 hex, G5	
5	11978	1	Jack, sidewind - 2000 #, tube mount	
6	23256	4	Pin, jack - 2000 #., tube mount	
7	12647	4	Cable, tether	
8	13688B	1	Weldment, chassis	
9	69813	2	Weldment, outrigger tube jack mount	
10	13051	3	Jack, topwind - 2000 #., tube mount	
11	35275	2	Washer, .375 flat .416 x .820 x .057	
12	35273	2	Spring, compression - .562 x 1.5	
13	Page 54	1	Assembly, axle	
14	60503	6	Screw, shackle, .562-18 x 3.0 standard hex, G5	
15	19637	4	Plate, shackle bracket - 3.125 in	
16	60504	6	Nut, .562-18 lock, G5	
17	15540B	2	Wheel, ST205/75R15, 1598 # - 6PR	
18	60096	10	Nut, .500-20 lug, G5	
19	23367	2	Chain, safety - 7800 # rated	
20	35272	2	Pin, plunger - .375	
21	35274	2	Pin, cotter - .07 x 1.0	
22	62221	5	Nut, .500-13 nylock, G5	
23	60309	3	Washer, .500 flat 1.060/.090	
24	60416	8	Washer, .500 flat 1.375/.090	
25	50215	4	Screw, .500-13 x 4.0 standard hex, G5	
26	16741ZC	1	Weldment, combo hitch - 2.5 tongue	
27	70184B	1	Weldment, removable tongue	
28	10490B	1	Pan, fuel tank support	
--	10499	1	Assembly, trailer light harness - 174 in	
--	10265	1	Harness, right side trailer	
--	10264	1	Harness, left side trailer	

Trailer Plug Adapters: (if equipped)

--	65463	1	Adapter, trailer wiring - flat 4 pin to round 6 pin
--	65464	1	Adapter, trailer wiring - flat 4 pin to round 7 pin
--	65465	1	Adapter, trailer wiring - flat 4 pin to round 7 blade

TRAILER OPTIONS

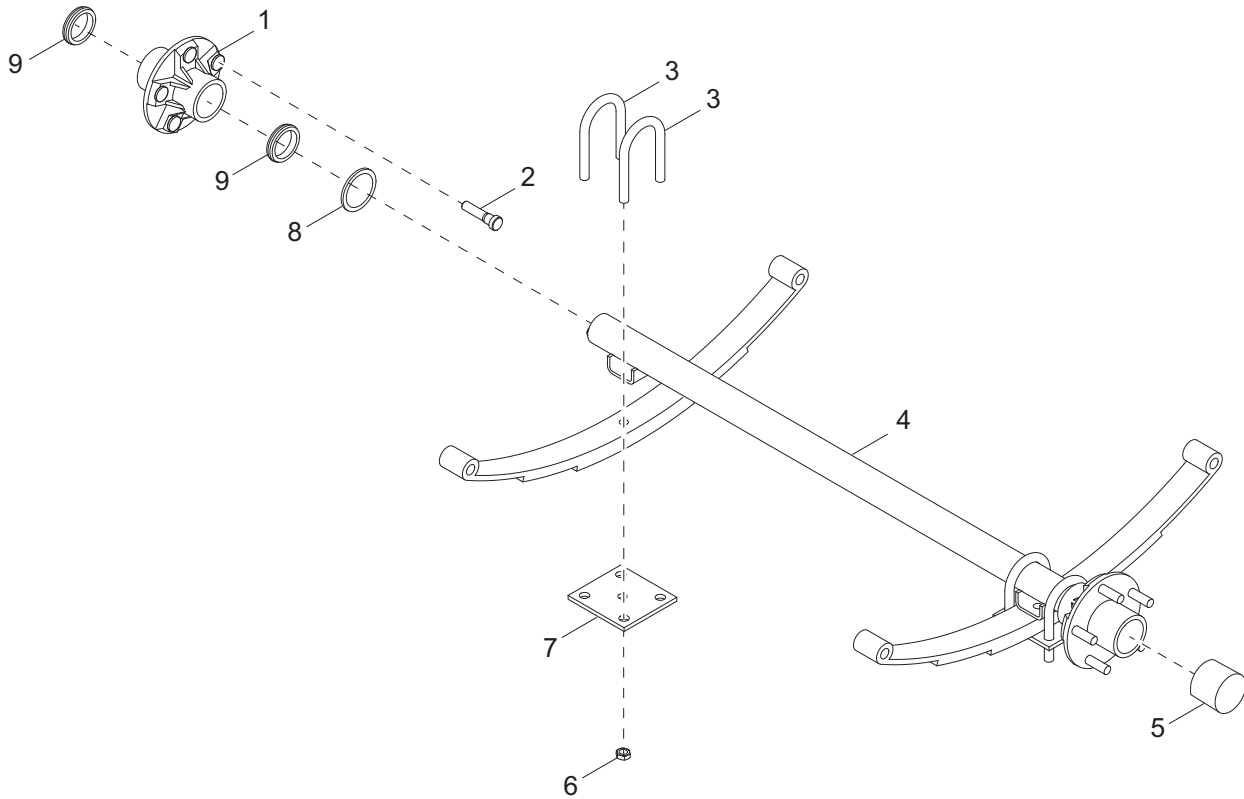


01690

TRAILER OPTIONS

Item	Part No.	Qty	Description	Notes
<i>Containment:</i>				
1	13667B	1	Weldment, chassis w/containment	
<i>Electric Brakes:</i>				
2	12122	1	Axle - 3700 # 56C 68.5 TC electric brake hubs	
3	19417	1	Breakaway kit	
<i>Parking Brake:</i>				
4	12242	1	Brake cable - 72 in	
5	12241	1	Brake cable - 84 in	
6	12239	1	Brake handle	
7	60303	4	Nut, .312-18 x 1.0 standard hex, SS	
8	60507	4	Screw, .312-18 x 1.0 standard hex, SS	
9	12217B	1	Bracket, brake lever mounting	
--	12313	1	Decal, park brake	
<i>Hitches:</i>				
10	12155B	2	Spacer, coupler	
11	60376	2	Screw, .500-13 x 4.50 standard hex, G5	Attaches 12
12	13003B	1	Coupler, 2.0 ball/3.0 channel	
13	11672B	1	Weldment, hitch - 3.0 x 1.625 ring/2.5 tube	
14	16835B	1	Weldment, lunette ring - 3.0 x 1.0 ring/2.5 tongue	
15	16999B	1	Weldment, lunette ring - 2.5 x 1.0 ring/2.5 tongue	
16	16830	1	Coupler, 2.0 ball/2.50 channel	
17	12229	1	Coupler, 2.31 ball/3.0 channel	
18	50215	2	Screw, .500-13 x 4.0 standard hex, G5	Attaches 13 - 17
19	60309	4	Washer, .500 flat 1.060/.090	Attaches 13 - 17
20	62221	2	Nut, .500-13 nylock, G5	Attaches 12 - 17
<i>Spare Tire Carrier:</i>				
21	62221	6	Nut, .500-13 nylock, G5	
22	60700	16	Washer, .500 flat 1.250/.060 18-8, SS	
23	10734B	1	Weldment, spare tire holder	
24	60118	6	Screw, .500-13 x 2.0 flange hex, G8	
25	15540B	1	Wheel - ST205/75R15, 1598 # - 6 PR	

AXLE ASSEMBLY

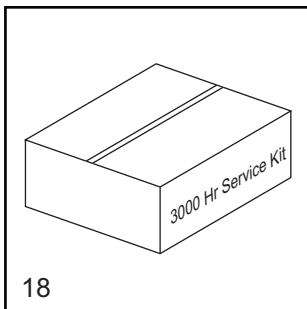
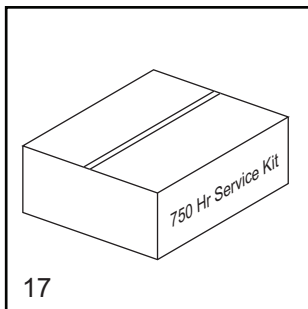
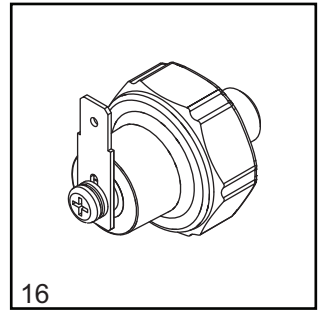
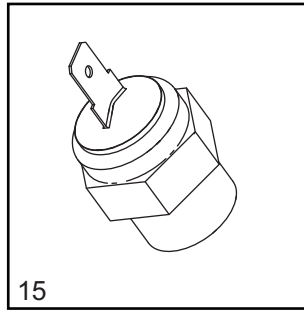
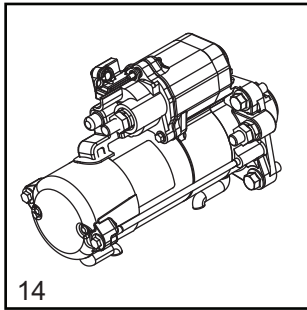
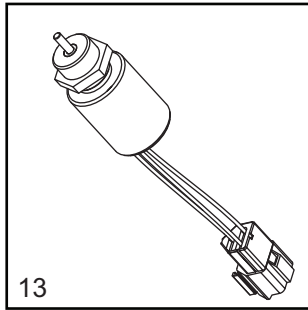
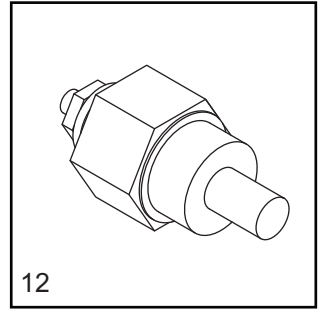
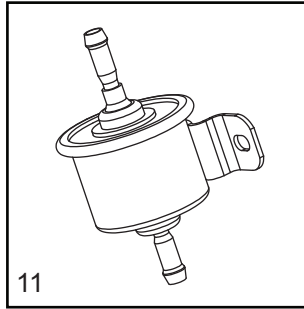
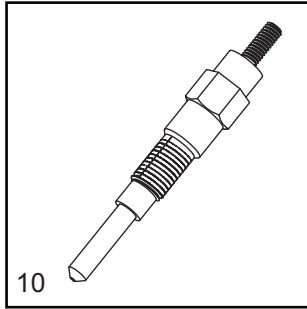
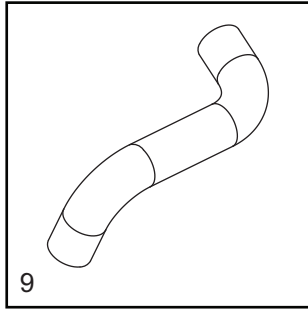
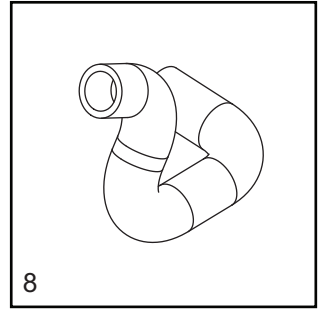
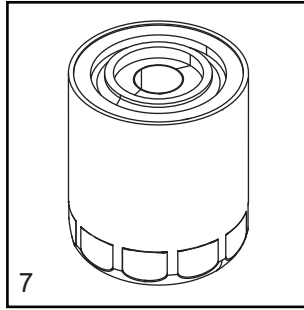
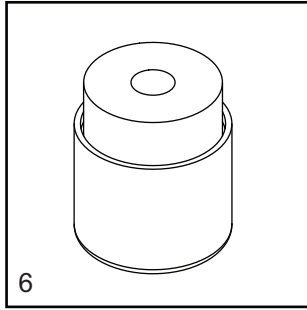
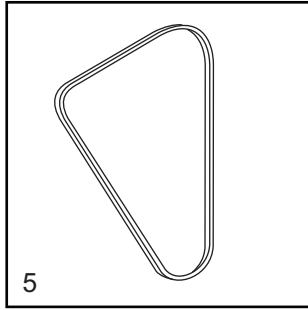
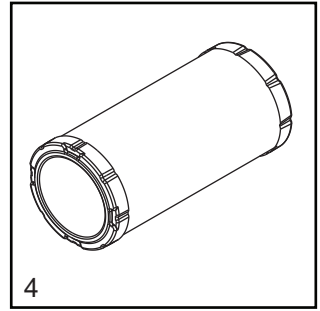
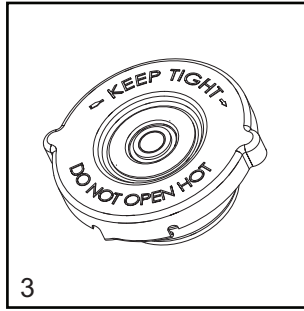
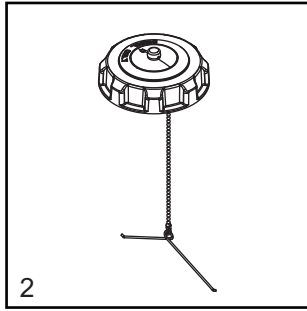
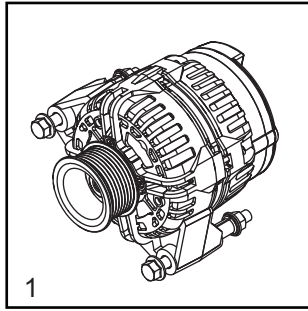


01746

AXLE ASSEMBLY

Item	Part No.	Qty	Description	Notes
1	11206	2	Axle hub w/studs and outer races	
2	60674	10	Stud, wheel, .500-20 wheel, G8	
3	11201	4	Bolt, U - 2200 #	
4	12207	1	Axle, 3700 # 56SC 68.5TC	
5	12460	2	Cap, wheel bearing	
6	11203	8	Nut, U-bolt, 2200 #	
7	11202	2	Tie-plate, 2200 #	
8	13000	2	Seal - 2200 #	
9	11511	4	Bearing, roller	Includes bearing races

RECOMMENDED SPARE PARTS - ENGINE AND SERVICE KITS - MITSUBISHI



RECOMMENDED SPARE PARTS - ENGINE AND SERVICE KITS - MITSUBISHI

ENGINE

1. Alternator	16743
2. Cap, fuel tank with lanyard	16326
3. Cap, radiator	19219
4. Filter, air (element).....	16444
5. Belt	10386
6. Filter, fuel, Mitsubishi	10000023037
7. Filter, oil, Mitsubishi (after break-in filter 16691).....	70124
8. Hose, radiator - lower	16688SRV
9. Hose, radiator - upper.....	32383SRV
10. Plug, glow	16693SRV
11. Pump, fuel.....	13278SRV
12. Sender, coolant temp.....	11590
13. Solenoid, fuel shutdown	16683
14. Starter	70232
15. Switch, coolant temperature	16678
16. Switch, oil pressure	16677

SERVICE KITS

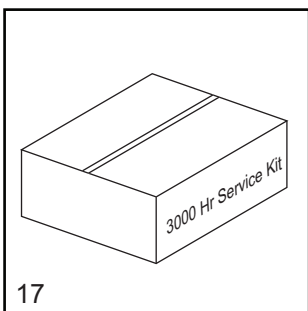
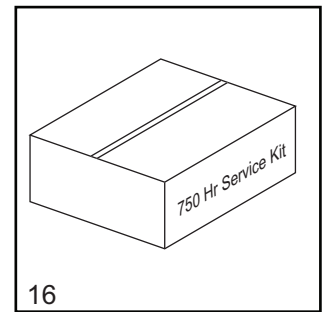
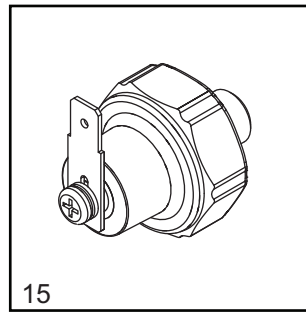
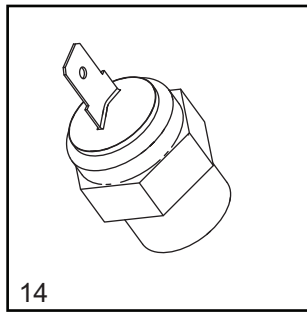
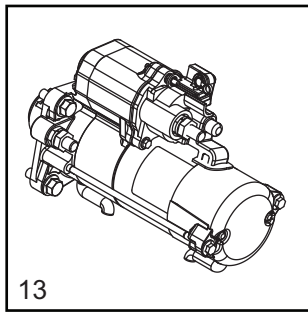
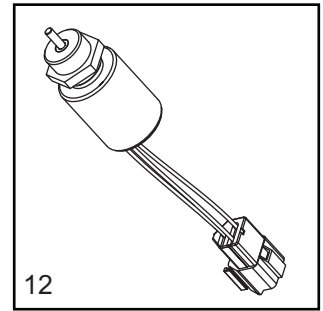
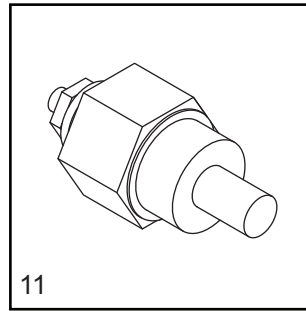
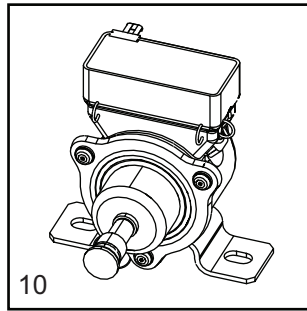
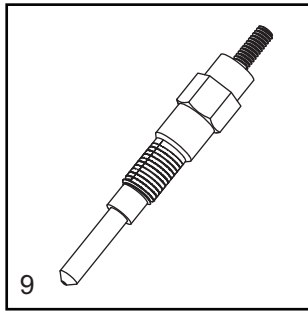
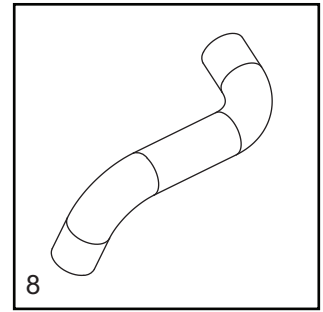
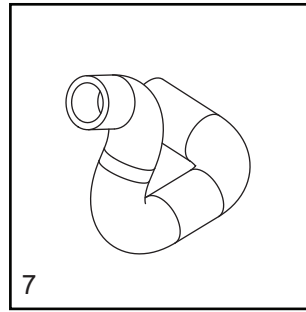
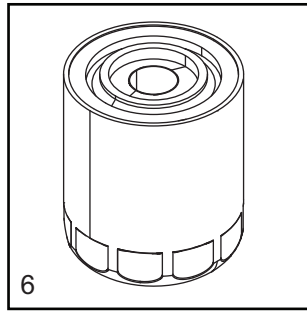
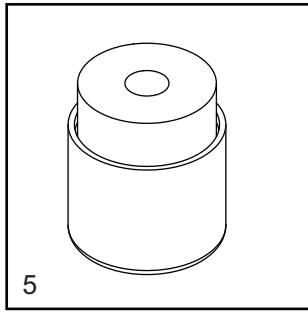
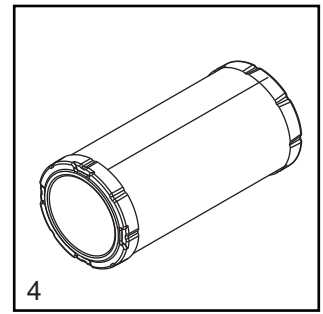
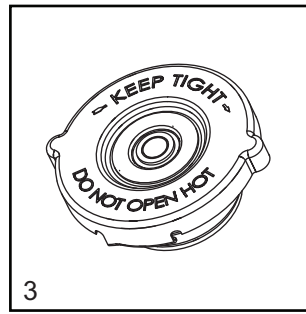
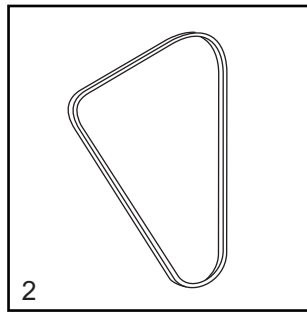
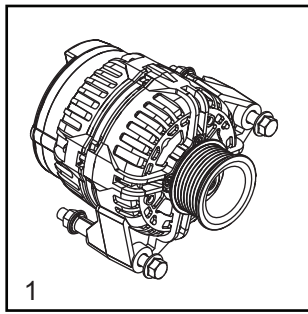
17. 750 hour kit.....	10000036108
-----------------------	-------------

Includes: Air Filter 16444, Fuel Filter Element 10000023037 and Oil Filter 70124

18. 3000 hour kit.....	SK335
------------------------	-------

Includes: Engine Belt 10388 (2), Air Filter 16444 (4), Fuel Filter Element 10000023037(4), and Oil Filter 70124 (4)

RECOMMENDED SPARE PARTS - ENGINE AND SERVICE KITS - KUBOTA



RECOMMENDED SPARE PARTS - ENGINE AND SERVICE KITS - KUBOTA

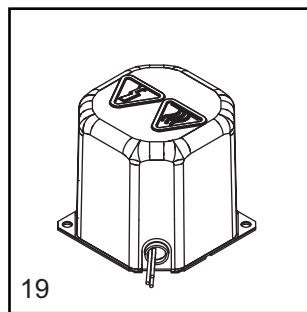
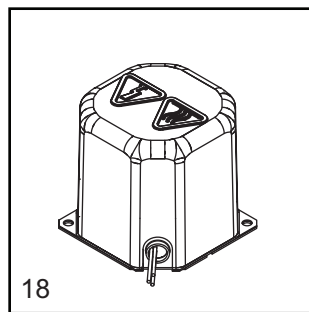
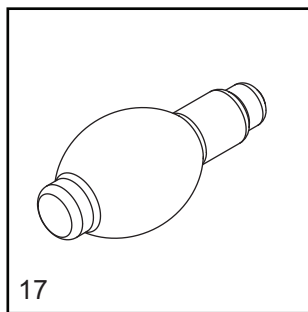
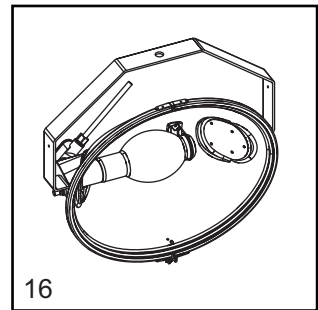
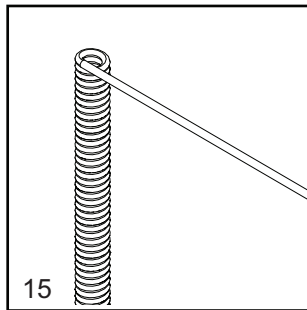
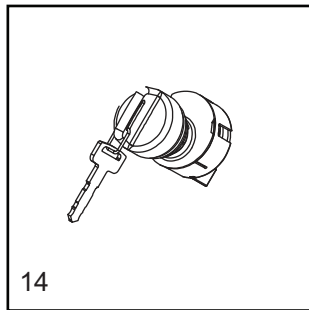
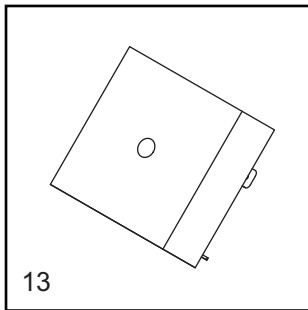
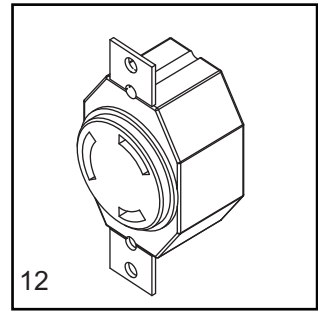
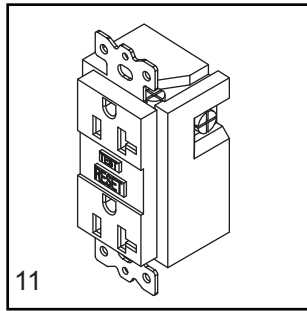
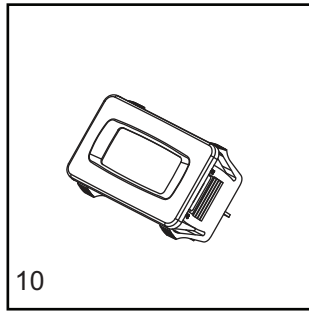
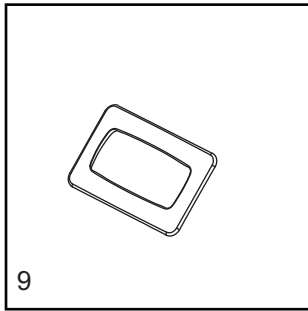
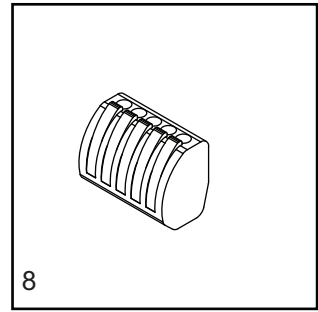
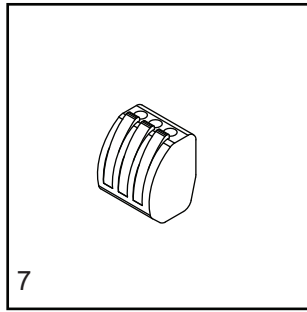
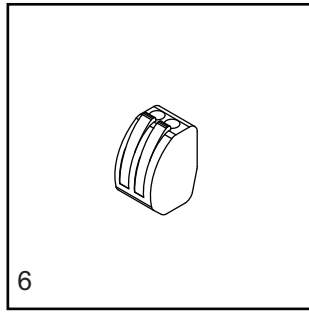
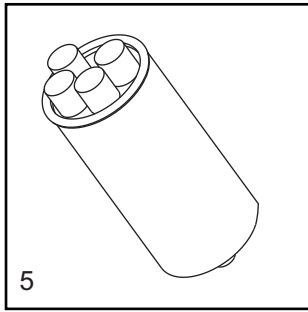
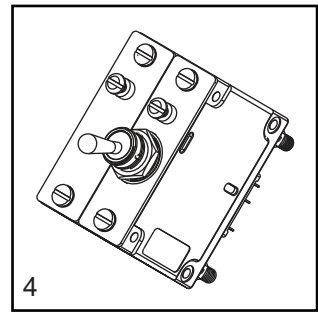
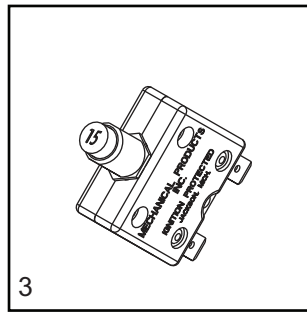
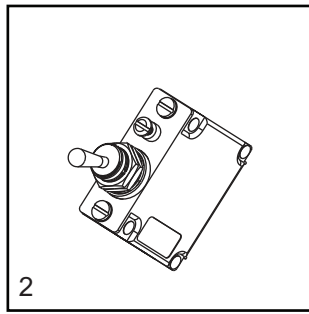
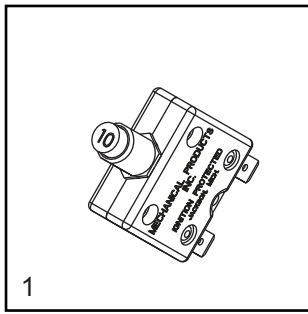
ENGINE

1. Alternator	12486
2. Belt, V, Kubota	11628
3. Cap, radiator	19219
4. Filter, air (element).....	16444
5. Filter, fuel element, Kubota	13515
6. Filter, oil, Kubota D1005/D1105	10775
7. Hose, lower radiator, Kubota	12350
8. Hose, upper radiator Kubota	36977
9. Plug, glow, Kubota (start SN 489916)	13238
10. Pump, fuel	13278SRV
11. Sender, coolant temp	12873
12. Solenoid, fuel shutdown (2 wire)	13018
13. Starter- Kubota D1005.....	30582
14. Switch, coolant temperature - Kubota D850	14099
15. Switch, oil pressure, Kubota D905	15375

SERVICE KITS

16. 750 hour kit.....	10000036039
Includes: Air Filter Element 16444, Fuel Filter Element 13515 and Oil Filter 10775	
17. 3000 hour kit.....	SK152
Includes: Engine Belt 11628 (4), Air Filter Element 16444 (4), Fuel Filter Element 13515 (4), and Oil Filter 10775 (4)	

RECOMMENDED SPARE PARTS - ELECTRICAL

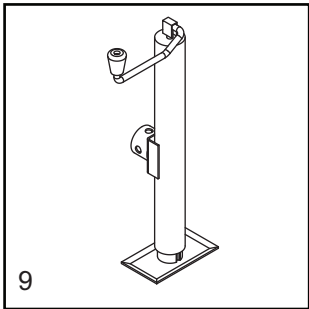
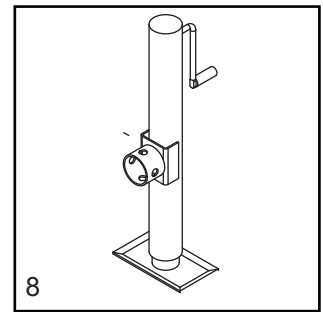
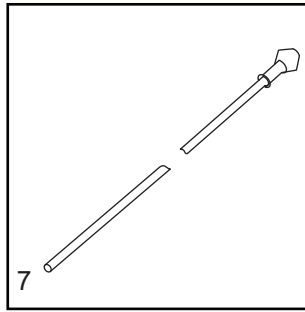
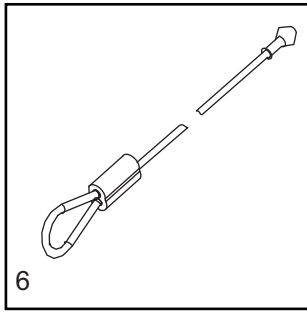
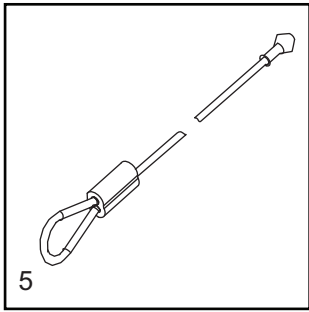
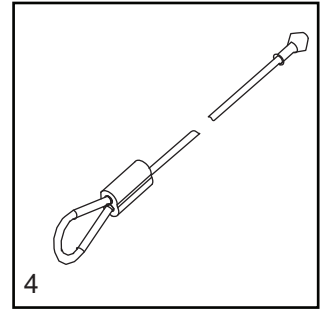
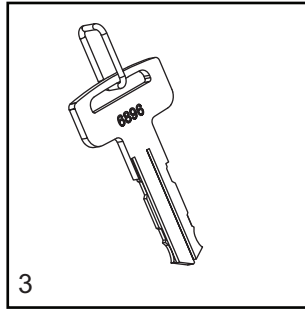
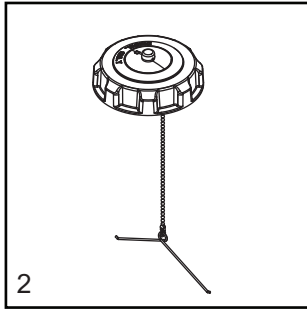
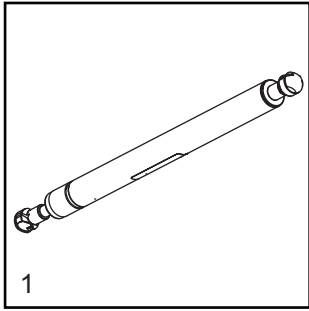


RECOMMENDED SPARE PARTS - ELECTRICAL

ELECTRICAL

1. Breaker, 10A, 240V, 1 pole, push button	36937
2. Switch, light 15A	36880
3. Breaker, 15A, 120V, 1 pole, push button, 8kW	36935
4. Breaker, 30A, 250A, 2 pole, 6kW	36975
5. Capacitor, 24 μ F/24 μ F, 5% 540VAC dual - 1100W	10000024477
6. Connector, 2 position (qty - 4)	66100
7. Connector, 3 position (qty - 2)	66101
8. Connector, 5 position (qty - 1)	66102
9. Gasket, hour meter	36944
10. Gauge, hour meter	36886
11. Receptacle, 120V/20A GFI	14130
12. Receptacle, 240V/30A twist	14137
13. Relay, 10A SPDT, 15 second time delay	14201
14. Switch, key	15195SRV
15. Coil cord	11954
16. Assembly, light fixture, 1100W MH	10000022353
Assembly, light fixture, 1050W MH	10000008620
17. Bulb, 1100W MH	10000022381
18. Assembly, transformer can/base 60Hz MH 5.5 (1100W)	10000029380
19. Assembly, transformer can/base 60Hz MH 5.5 (1000-1050W)	10656SRV

RECOMMENDED SPARE PARTS - MISC



RECOMMENDED SPARE PARTS - MISC

ENCLOSURE

- 1. Gas shock..... 35137
- 2. Cap, fuel tank with lanyard 16326
- 3. Key (set of two)..... 15309

MAST

- 4. Cable, 69.25 in 34128
- 5. Cable, 69.75 in 34129
- 6. Cable, 67.875 in 34130
- 7. Cable, 116.00 in..... 34132

JACKS

- 8. Jack, side wind, 2000 lb 13050
- 9. Jack, top wind, 2000 lb 13051

Part No. 13957 Rev. D 11/14/2018

©2018 Generac Mobile Products, LLC

All rights reserved.

Specifications are subject to change without notice.

No reproduction allowed in any form without prior written consent
from Generac Mobile Products, LLC.

GENERAC | **MOBILE**

Generac Mobile Products, LLC
215 Power Drive, Berlin, WI 54923

GeneracMobileProducts.com | 800-926-9768 | 920-361-4442